



# 2012 List Pricing

---

PS Furniture

*Effective January 1, 2012*

portable. stackable. storable.

# Table of Contents

---

## Portable Tables

|  |       |
|--|-------|
| Revolution Training Tables.....                | pg 4  |
| MAXX Edge Folding Tables.....                  | pg 7  |
| Premiere Series Laminate Tables .....          | pg 8  |
| Conference Series Laminate Tables .....        | pg 9  |
| Classic Series Laminate Tables .....           | pg 10 |
| Mobile Buffet Tables.....                      | pg 11 |
| Premiere Series (600) Banquet Tables .....     | pg 12 |
| 200 Series Banquet Tables .....                | pg 14 |
| Classic Series ABS Plastic Tables .....        | pg 16 |
| Polylite Plastic Tables.....                   | pg 17 |
| Resilient 7700 Series Plastic Tables .....     | pg 18 |
| Revolution Reception Tables and Sets.....      | pg 19 |
| Rollers Portable Reception Tables.....         | pg 21 |
| Premiere Series Reception Tables and Sets..... | pg 22 |

## Seating

|   |       |
|---|-------|
| PremierComfort Banquet Seating .....            | pg 24 |
| 40/4 Sled Stacking Chairs .....                 | pg 26 |
| PremierComfort Sled Stacking Chairs.....        | pg 27 |
| Resilient 2300 Series Stacking Chairs .....     | pg 28 |
| Wedding Classic Resin Chairs .....              | pg 29 |
| Alloyfold Aluminum Folding Chairs.....          | pg 30 |
| EventXpress Multit-Purpose & Event Seating..... | pg 31 |
| Multi-Purpose & Event Seating .....             | pg 32 |

## Portable Dance Floor

|  |       |
|--|-------|
| Revolution Portable Dance Floor .....  | pg 33 |
| EventXpress Portable Dance Floor ..... | pg 35 |

## Other Portable Furniture Products.....pg 38

## Portable Lecterns

|                                   |       |
|-----------------------------------|-------|
| Executive .....                   | pg 39 |
| Silhouette .....                  | pg 40 |
| Magnus, Radius and Essential..... | pg 42 |
| Spectrum and New Dimension.....   | pg 44 |
| Lecternette.....                  | pg 45 |

## Transport Solutions

|                                    |       |
|------------------------------------|-------|
| Table Transport Systems.....       | pg 46 |
| Folding Chair Systems .....        | pg 49 |
| Stacking Chair Systems.....        | pg 52 |
| Portable Dance Floor Systems ..... | pg 53 |

## Parts .....

|       |       |
|-------|-------|
| ..... | pg 54 |
|-------|-------|



portable.™  
stackable.  
storable.

## Laminate Guide


|                |  |
|----------------|--|
| <b>Regular</b> | All Training Sizes, Banquet Sizes 30" Wide, 42" - 48" Round and Square |
| <b>Small</b>   | 24, 30, 36" Round and Square   |
| <b>Large</b>   | 54"+ Round and Square, Banquet Sizes 36" Wide and Larger, Serpentine   |

| LAMINATE VENDOR | FINISH               | -LIST PRICE- |       |       |
|-----------------|----------------------|--------------|-------|-------|
|                 |                      | REGULAR      | SMALL | LARGE |
| Wilsonart       | Standard             | \$0          | \$0   | \$0   |
|                 | Premium* & High Wear | \$50         | \$25  | \$100 |
|                 | HD                   | \$150        | \$75  | \$300 |
| Pionite         | General Purpose      | \$100        | \$50  | \$200 |
|                 | Gloss*               | N/A          | N/A   | N/A   |
|                 | C Z W L H J I U      | \$150        | \$75  | \$300 |
|                 | R V                  | \$200        | \$100 | \$400 |
| Nevamar         | General Purpose      | \$100        | \$50  | \$200 |
|                 | Gloss*               | N/A          | N/A   | N/A   |
|                 | CR/K BG BF PV S Z CM | \$150        | \$75  | \$300 |

\* Gloss finish options are not available.



portable.<sup>™</sup>  
stackable.  
storable.




# REVOLUTION Lightweight Training Tables (T-Leg)

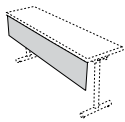
**PLEASE SPECIFY**

|                                 |  |
|---------------------------------|--|
| <b>Product Code</b>             | Use "Model #" column as base. Fill in "#s" as follows: 1st: Edge Shape (Eased = E) / 2nd: Edge Color (Black = B) / 3,4,5th: Laminate Grade (see Laminate Guide on Page 3) / 6,7th: Leg Color (Black = BL) / 8,9th (T-Leg only): Foot Choice (see below). |
| <b>Foot Choice</b>              | Adjustable Glides (GG), Fixed Feet (FF), No Feet (Leave Blank), Wheeled Table (One side recessed wheels, one side adjustable glide or fixed feet) (WG or WF) - add \$80 LIST/table   |
| <b>Adjustable Height Option</b> | Spring-Clip Adjustable Height, add \$800 LIST/table. Must be factory-installed. Change T in model number to TA.  |
| <b>Ganging</b>                  | For ganging add \$130 LIST/table. Must be factory-installed. Append Model # with -G.   |
| <b>Carrying Handle</b>          | Standard for all models longer than 60-in.   |
| <b>Order Quantity</b>           | Minimum 6 each by size, color, and options   |

- Lightweight Composite Table Top Core
- Positive-Locking T-Style Leg
- Poured Urethane MAXX Edge® prevents food and bacteria collection
- High-pressure laminate surface

| STYLE   | MODEL #              | SPECIAL NOTES | SIZE (W" x L" x H") | QUICK SHIP | WGHT (LBS) | STORED DEPTH | CTN QTY | CTN WGT (LBS) | CTN CUBE (FT3) | -LIST PRICE- |
|---|----------------------|---------------|---------------------|------------|------------|--------------|---------|---------------|----------------|--------------|
| <b>Training</b><br> | REV1860MX#####-T#### | <i>h</i>      | 18 x 60 x 30        |            | 30         | 4.63         | 1       | 35            | 3.71           | \$880        |
|   | REV1872MX#####-T#### |               | 18 x 72 x 30        |            | 35         | 4.63         | 1       | 40            | 4.42           | \$960        |
|   | REV1896MX#####-T#### |               | 18 x 96 x 30        |            | 41         | 4.63         | 1       | 46            | 5.84           | \$1,040      |
|   | REV2460MX#####-T#### | <i>h</i>      | 24 x 60 x 30        |            | 35         | 4.63         | 1       | 40            | 4.79           | \$960        |
|   | REV2472MX#####-T#### |               | 24 x 72 x 30        |            | 38         | 4.63         | 1       | 43            | 5.71           | \$1,040      |
|   | REV2496MX#####-T#### |               | 24 x 96 x 30        |            | 45         | 4.63         | 1       | 50            | 7.55           | \$1,120      |
| <b>Banquet</b>  | REV3060MX#####-T#### | <i>h</i>      | 30 x 60 x 30        |            | 40         | 4.63         | 1       | 45            | 5.88           | \$1,040      |
|   | REV3072MX#####-T#### |               | 30 x 72 x 30        |            | 44         | 4.63         | 1       | 49            | 7.01           | \$1,120      |
|   | REV3096MX#####-T#### |               | 30 x 96 x 30        |            | 51         | 4.63         | 1       | 56            | 9.26           | \$1,180      |
| <b>Trapezoid</b>  | REV30TZMX#####-T#### | <i>h</i>      | 26 x 60 x 30        |            |            | 4.63         | 1       |               |                | \$1,330      |

*h - Carrying handle not available on 60" long tables*



**Folding Modesty Panel (Append -MPF to Model #) \***

| TABLE SIZE | SIZE (W" x L") | -LIST PRICE- |
|------------|----------------|--------------|
| REV1860    | 7.25 x 59      | \$240        |
| REV1872    | 7.25 x 71      | \$250        |
| REV1896    | 7.25 x 95      | \$260        |
| REV2460    | 7.625 x 59     | \$240        |
| REV2472    | 7.625 x 71     | \$250        |
| REV2496    | 7.625 x 95     | \$260        |
| REV3060    | 9.25 x 59      | \$240        |
| REV3072    | 9.25 x 71      | \$250        |
| REV3096    | 9.25 x 95      | \$260        |

\* Folding Modesty Panels on ganging-equipped tables are 5" shorter than listed to clear the ganging studs.



| Transport Solutions |                      |   |                              |              |
|---------------------|----------------------|---|------------------------------|--------------|
| MODEL #             | SIZE (W" x L" x H")  | STNDRD CASTER                               | CAP                          | -LIST PRICE- |
| HD-REV-TTT          | 30.75 x 55.5 x 74.5  | 5" dia. x 2" W – 2 rigid, 2 swivel phenolic | (18) 18" Wide Tables         | \$1,700      |
| HD-REV-VTT          | 30.375 x 71.5 x 78.5 | 5" dia. x 2" W – 2 rigid, 2 swivel phenolic | (10) 24x60" or 24x72" Tables | \$1,400      |
| HD-BTC72-4W         | 31.5 x 74.5 x 38     | 5" dia. x 2" W – 2 rigid, 2 swivel phenolic | (10) 30x60 or 30x72" Tables  | \$1,080      |
| HD-BTC96-4W         | 31.5 x 105 x 38      | 5" dia. x 2" W – 2 rigid, 2 swivel phenolic | (10) 24x96 or 30x96" Tables  | \$1,110      |




portable.<sup>™</sup>  
stackable.  
storable.

# REVOLUTION Lightweight Folding Tables (Square Leg)

**PLEASE SPECIFY**

|                       |   |
|-----------------------|---|
| <b>Product Code</b>   | Use "Model #" column as base. Fill in "#s" as follows: 1st: Edge Shape (Eased = E) / 2nd: Edge Color (Black = B) / 3,4,5th: Laminate Grade (see Laminate Guide on Page 3) / 6,7th: Leg Color (Black = BL) |
| <b>Order Quantity</b> | Minimum 6 each by size, color, and options  |

- Lightweight Composite Table Top Core
- Poured Urethane MAXX Edge® prevents food and bacteria collection
- 1.5" square steel folding legs with black epoxy powdercoat finish
- High-pressure laminate surface



| STYLE        | MODEL #             | SPECIAL NOTES | SIZE (W" x L" x H") | QUICK SHIP | WGHT (LBS) | STORED DEPTH | CTN QTY | CTN WGT (LBS) | CTN CUBE (FT3) | -LIST PRICE- |
|--------------|---------------------|---------------|---------------------|------------|------------|--------------|---------|---------------|----------------|--------------|
| <br>Training | REV1860MX#####-SQ## |               | 18 x 60 x 30        |            | 40         | 3.50         | 1       | 45            | 2.97           | \$690        |
|              | REV1872MX#####-SQ## |               | 18 x 72 x 30        |            | 44         | 3.50         | 1       | 49            | 3.54           | \$770        |
|              | REV1896MX#####-SQ## |               | 18 x 96 x 30        |            | 54         | 3.50         | 1       | 59            | 4.67           | \$850        |
|              | REV2460MX#####-SQ## |               | 24 x 60 x 30        |            | 45         | 3.50         | 1       | 50            | 3.83           | \$770        |
|              | REV2472MX#####-SQ## |               | 24 x 72 x 30        |            | 49         | 3.50         | 1       | 54            | 4.57           | \$850        |
|              | REV2496MX#####-SQ## |               | 24 x 96 x 30        |            | 55         | 3.50         | 1       | 60            | 6.04           | \$930        |
| <br>Banquet  | REV3060MX#####-SQ## |               | 30 x 60 x 30        |            | 49         | 3.50         | 1       | 54            | 4.70           | \$850        |
|              | REV3072MX#####-SQ## |               | 30 x 72 x 30        |            | 54         | 3.50         | 1       | 59            | 5.60           | \$930        |
|              | REV3096MX#####-SQ## |               | 30 x 96 x 30        |            | 61         | 3.50         | 1       | 66            | 7.41           | \$1,010      |
| <br>Round    | REV60RDMX#####-SQ## |               | 60 dia x 30         |            | 53         | 3.50         | 1       | 59            | 7.29           | \$1,150      |

| TABLE SIZE | SIZE (W" x L") | -LIST PRICE- |
|------------|----------------|--------------|
| REV1860    | 9.25 x 59      | \$240        |
| REV1872    | 9.25 x 71      | \$250        |
| REV1896    | 9.25 x 95      | \$260        |
| REV2460    | 9.25 x 59      | \$240        |
| REV2472    | 9.25 x 71      | \$250        |
| REV2496    | 9.25 x 95      | \$260        |
| REV3060    | 9.25 x 59      | \$240        |
| REV3072    | 9.25 x 71      | \$250        |
| REV3096    | 9.25 x 95      | \$260        |

Removable Modesty Panel (Append -MPR to Model #)

| Transport Solutions |                      |   |                              |              |
|---------------------|----------------------|---|------------------------------|--------------|
| MODEL #             | SIZE (W" x L" x H")  | STNDRD CASTER                               | CAP                          | -LIST PRICE- |
| HD-REV-TTT          | 30.75 x 55.5 x 74.5  | 5" dia. x 2" W – 2 rigid, 2 swivel phenolic | (18) 18" Wide Tables         | \$1,700      |
| HD-REV-VTT          | 30.375 x 71.5 x 78.5 | 5" dia. x 2" W – 2 rigid, 2 swivel phenolic | (10) 24x60" or 24x72" Tables | \$1,400      |
| HD-BTC72-4W         | 31.5 x 74.5 x 38     | 5" dia. x 2" W – 2 rigid, 2 swivel phenolic | (10) 30x60 or 30x72" Tables  | \$1,080      |
| HD-BTC96-4W         | 31.5 x 105 x 38      | 5" dia. x 2" W – 2 rigid, 2 swivel phenolic | (10) 24x96 or 30x96" Tables  | \$1,110      |




portable.<sup>™</sup>  
stackable.  
storable.

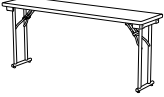

# REVOLUTION Lightweight Folding Tables (Conference Leg)

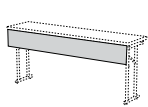
**PLEASE SPECIFY**

|                       |   |
|-----------------------|---|
| <b>Product Code</b>   | Use "Model #" column as base. Fill in "#s" as follows: 1st: Edge Shape (Eased = E) / 2nd: Edge Color (Black = B) / 3,4,5th: Laminate Grade (see Laminate Guide on Page 3) / 6,7th: Leg Color (Black = BL) |
| <b>Order Quantity</b> | Minimum 6 each by size, color, and options  |

- Lightweight Composite Table Top Core
- Poured Urethane MAXX Edge® prevents food and bacteria collection
- Ergonomically designed legs with black powdercoat
- High-pressure laminate surface



| STYLE   | MODEL #             | SPECIAL NOTES | SIZE (W" x L" x H") | QUICK SHIP | WGHT (LBS) | STORED DEPTH | CTN QTY | CTN WGT (LBS) | CTN CUBE (FT3) | -LIST PRICE- |
|---|---------------------|---------------|---------------------|------------|------------|--------------|---------|---------------|----------------|--------------|
| <b>Training</b><br>  | REV1860MX#####-DS## |               | 18 x 60 x 30        |            | 32         | 3.75         | 1       | 37            | 2.97           | \$660        |
|   | REV1872MX#####-DS## |               | 18 x 72 x 30        |            | 34         | 3.75         | 1       | 39            | 3.54           | \$740        |
|   | REV1896MX#####-DS## |               | 18 x 96 x 30        |            | 41         | 3.75         | 1       | 46            | 4.67           | \$820        |
|   | REV2460MX#####-DS## |               | 24 x 60 x 30        |            | 35         | 3.75         | 1       | 40            | 3.83           | \$740        |
|   | REV2472MX#####-DS## |               | 24 x 72 x 30        |            | 38         | 3.75         | 1       | 43            | 4.57           | \$820        |
|   | REV2496MX#####-DS## |               | 24 x 96 x 30        |            | 45         | 3.75         | 1       | 50            | 6.04           | \$900        |
| <b>Banquet</b><br> | REV3060MX#####-DS## |               | 30 x 60 x 30        |            | 38         | 3.75         | 1       | 43            | 4.70           | \$820        |
|   | REV3072MX#####-DS## |               | 30 x 72 x 30        |            | 42         | 3.75         | 1       | 47            | 5.60           | \$900        |
|   | REV3096MX#####-DS## |               | 30 x 96 x 30        |            | 50         | 3.75         | 1       | 55            | 7.41           | \$980        |



**Removable Modesty Panel**  
(Append -MPR to Model #)

| TABLE SIZE | SIZE (W" x L") | -LIST PRICE- |
|------------|----------------|--------------|
| REV1860    | 9.25 x 59      | \$240        |
| REV1872    | 9.25 x 71      | \$250        |
| REV1896    | 9.25 x 95      | \$260        |
| REV2460    | 9.25 x 59      | \$240        |
| REV2472    | 9.25 x 71      | \$250        |
| REV2496    | 9.25 x 95      | \$260        |
| REV3060    | 9.25 x 59      | \$240        |
| REV3072    | 9.25 x 71      | \$250        |
| REV3096    | 9.25 x 95      | \$260        |



**Transport Solutions**

| MODEL #     | SIZE (W" x L" x H")  | STNDRD CASTER                               | CAP                          | -LIST PRICE- |
|-------------|----------------------|---|------------------------------|--------------|
| HD-REV-TTT  | 30.75 x 55.5 x 74.5  | 5" dia. x 2" W – 2 rigid, 2 swivel phenolic | (18) 18" Wide Tables         | \$1,700      |
| HD-REV-VTT  | 30.375 x 71.5 x 78.5 | 5" dia. x 2" W – 2 rigid, 2 swivel phenolic | (10) 24x60" or 24x72" Tables | \$1,400      |
| HD-BTC72-4W | 31.5 x 74.5 x 38     | 5" dia. x 2" W – 2 rigid, 2 swivel phenolic | (10) 30x60 or 30x72" Tables  | \$1,080      |
| HD-BTC96-4W | 31.5 x 105 x 38      | 5" dia. x 2" W – 2 rigid, 2 swivel phenolic | (10) 24x96 or 30x96" Tables  | \$1,110      |



portable.™  
stackable.  
storable.










# MAXX EDGE Urethane Folding Tables

**PLEASE SPECIFY**

|                       |  |
|-----------------------|--|
| <b>Laminate Grade</b> | See Laminate Guide on Page 3               |
| <b>Order Quantity</b> | Minimum 6 each by size, color, and options |

- Solid plywood core
- High-pressure laminate surface
- Folding legs with black epoxy powdercoat finish
- MAXX EDGE is a poured seamless polyurethane edge

**MAXX EDGE**  
THE HYGIENIC DIFFERENCE™

| STYLE   | MODEL #       | SPECIAL NOTES | SIZE (W" x L" x H") | QUICK SHIP | WGHT (LBS) | STORED DEPTH | CTN QTY | CTN WGT (LBS) | CTN CUBE (FT3) | -LIST PRICE- |
|---|---------------|---------------|---------------------|------------|------------|--------------|---------|---------------|----------------|--------------|
| <b>Banquet - Square Leg</b><br>            | 600-3072MX-LS |               | 30 x 72 x 30        |            | 52         | 2.75         | 2       | 109           | 6.25           | \$660        |
|   | 600-3096MX-LS |               | 30 x 96 x 30        |            | 66         | 2.75         | 2       | 138           | 8.33           | \$700        |
| <b>Banquet - Designer</b><br>              | DS303072MX    |               | 30 x 72 x 30        |            | 59         | 3.00         | 2       | 123           | 6.25           | \$670        |
|   | DS303096MX    |               | 30 x 96 x 30        |            | 72         | 3.00         | 2       | 150           | 8.33           | \$710        |
| <b>Banquet - Gravity-Lock</b><br>          | LS303072MX    |               | 30 x 72 x 30        |            | 60         | 3.00         | 2       | 125           | 6.25           | \$660        |
|   | LS303096MX    |               | 30 x 96 x 30        |            | 80         | 3.00         | 2       | 166           | 8.33           | \$700        |
| <b>Training - Square Leg</b><br>          | 600-1872MX-LS |               | 18 x 72 x 30        |            | 49         | 2.75         | 2       | 101           | 3.75           | \$610        |
|   | 600-1896MX-LS |               | 18 x 96 x 30        |            | 52         | 2.75         | 2       | 108           | 5.00           | \$630        |
| <b>Training - Designer</b><br>           | DS301872MX    |               | 18 x 72 x 30        |            | 45         | 3.00         | 2       | 93            | 3.75           | \$610        |
|   | DS301896MX    |               | 18 x 96 x 30        |            | 54         | 3.00         | 2       | 112           | 5.00           | \$650        |
| <b>Training - Gravity-Lock</b><br>       | LS301872MX    |               | 18 x 72 x 30        |            | 40         | 3.00         | 2       | 83            | 3.75           | \$600        |
|   | LS301896MX    |               | 18 x 96 x 30        |            | 50         | 3.00         | 2       | 104           | 5.00           | \$630        |
| <b>Round - Square Leg</b><br>            | 600-60DIMX-LS |               | 60 dia x 30         |            | 66         | 2.75         | 2       | 139           | 14.58          | \$880        |
|   | 600-72DIMX-LS | 50,sm         | 72 dia x 30         |            | 87         | 2.75         | 1       | 94            | 10.50          | \$1,300      |
| <b>Round - Gravity-Lock</b><br>          | LS3060RDMX    |               | 60 dia x 30         |            | 69         | 3.00         | 2       | 145           | 14.58          | \$830        |
|   | LS3072RDMX    | 50,sm         | 72 dia x 30         |            | 87         | 3.50         | 1       | 94            | 10.50          | \$1,250      |
| <b>Pedestal Round ("Knock-Down")</b><br> | LS3024RDMX    | bkd,tpt       | 24 dia x 30         |            | 19         | 3.50         | 1       | 20            | 1.17           | \$370        |
|   | LS4224RDMX    | bkd,tpt       | 24 dia x 42         |            | 20         | 3.50         | 1       | 21            | 1.82           | \$395        |
|   | LS3030RDMX    | bkd,tpt       | 30 dia x 30         |            | 25         | 3.50         | 1       | 26            | 1.82           | \$380        |
|   | LS4230RDMX    | bkd,tpt       | 30 dia x 42         |            | 26         | 3.50         | 1       | 27            | 1.82           | \$405        |
|   | LS3036RDMX    | bkd,tpt       | 36 dia x 30         |            | 32         | 3.50         | 1       | 35            | 2.63           | \$400        |
|   | LS4236RDMX    | bkd,tpt       | 36 dia x 42         |            | 33         | 3.50         | 1       | 36            | 2.63           | \$425        |

bkd - Add \$25 LIST for black knock-down column and base

tpt - Add \$125 LIST for Trumpet-style base

50 - 50 Table minimum order

sm - Table top is made with two sheets of laminate. There is a visible seam in the middle of the surface.







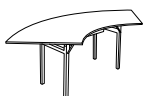
portable.™  
stackable.  
storable.

## PREMIERE SERIES (600) Laminate Folding Tables

**PLEASE SPECIFY**

|                       |  |
|-----------------------|--|
| <b>Laminate Grade</b> | See Laminate Guide on Page 3               |
| <b>Order Quantity</b> | Minimum 6 each by size, color, and options |

- Solid plywood core
- High-pressure laminate surface
- Full length unitized steel chassis
- 1.5" square steel folding legs with black epoxy powdercoat finish
- Vinyl "T" edge molding

| STYLE  | MODEL #      | SPECIAL NOTES | SIZE (W" x L" x H") | QUICK SHIP | WGHT (LBS) | STORED DEPTH | CTN QTY | CTN WGT (LBS) | CTN CUBE (FT3) | -LIST PRICE- |
|--|--------------|---------------|---------------------|------------|------------|--------------|---------|---------------|----------------|--------------|
| <b>Banquet</b><br>      | 600-3060B-LS |               | 30 x 60 x 30        |            | 49         | 2.75         | 2       | 101           | 5.73           | \$550        |
|  | 600-3072B-LS |               | 30 x 72 x 30        |            | 51         | 2.75         | 2       | 107           | 6.88           | \$560        |
|  | 600-3096B-LS |               | 30 x 96 x 30        |            | 64         | 2.75         | 2       | 134           | 9.17           | \$600        |
| <b>Training</b><br>     | 600-1860B-LS |               | 18 x 60 x 30        |            | 45         | 2.75         | 2       | 93            | 3.44           | \$500        |
|  | 600-1872B-LS |               | 18 x 72 x 30        |            | 48         | 2.75         | 2       | 99            | 4.13           | \$510        |
|  | 600-1896B-LS |               | 18 x 96 x 30        |            | 50         | 2.75         | 2       | 104           | 5.50           | \$530        |
|  | 600-2460B-LS |               | 24 x 60 x 30        |            | 53         | 2.75         | 1       | 56            | 4.58           | \$530        |
|  | 600-2472B-LS |               | 24 x 72 x 30        |            | 55         | 2.75         | 2       | 115           | 5.50           | \$540        |
|  | 600-2496B-LS |               | 24 x 96 x 30        |            | 57         | 2.75         | 2       | 120           | 7.33           | \$570        |
| <b>Round</b><br>      | 600-30DIB-LS |               | 30 dia x 30         |            | 27         | 2.75         | 1       | 28            | 1.82           | \$400        |
|  | 600-36DIB-LS |               | 36 dia x 30         |            | 31         | 2.75         | 1       | 34            | 2.63           | \$430        |
|  | 600-48DIB-LS |               | 48 dia x 30         |            | 42         | 2.75         | 2       | 89            | 9.33           | \$650        |
|  | 600-60DIB-LS |               | 60 dia x 30         |            | 65         | 2.75         | 2       | 137           | 14.58          | \$780        |
|  | 600-72DIB-LS | 50,sm         | 72 dia x 30         |            | 87         | 2.75         | 1       | 94            | 10.50          | \$1,200      |
| <b>Square</b><br>     | 600-30SQ-LS  |               | 30 x 30 x 30        |            | 30         | 2.75         | 1       | 31            | 1.82           | \$440        |
|  | 600-36SQ-LS  |               | 36 x 36 x 30        |            | 37         | 2.75         | 1       | 40            | 2.63           | \$470        |
|  | 600-42SQ-LS  |               | 42 x 42 x 30        |            | 45         | 2.75         | 2       | 95            | 7.15           | \$690        |
|  | 600-48SQ-LS  |               | 48 x 48 x 30        |            | 48         | 2.75         | 2       | 101           | 9.33           | \$690        |
|  | 600-60SQ-LS  |               | 60 x 60 x 30        |            | 65         | 2.75         | 2       | 133           | 14.58          | \$820        |
| <b>Serpentine</b><br> | 600-3X8B-LS  |               | 30 x 48 x 30        |            | 49         | 2.75         | 2       | 103           | 4.67           | \$610        |
|  | 600-4X9B-LS  |               | 30 x 54 x 30        |            | 54         | 2.75         | 2       | 113           | 14.58          | \$710        |
|  | 600-5X10B-LS |               | 30 x 60 x 30        |            | 58         | 2.75         | 2       | 122           | 14.58          | \$780        |

50 - 50 Table minimum order

sm - Table top is made with two sheets of laminate. There is a visible seam in the middle of the surface.



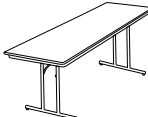
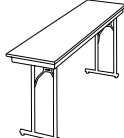
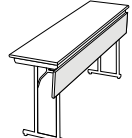
portable.™  
stackable.  
storable.

## CONFERENCE SERIES Laminate Folding Tables

**PLEASE SPECIFY**

|                       |  |
|-----------------------|--|
| <b>Laminate Grade</b> | See Laminate Guide on Page 3               |
| <b>Order Quantity</b> | Minimum 6 each by size, color, and options |

- Solid plywood core
- High-pressure laminate surface
- Ergonomically designed legs with black powdercoat
- Black vinyl "T" edge molding

| STYLE  | MODEL #  | SPECIAL NOTES | SIZE (W" x L" x H") | QUICK SHIP | WGHT (LBS) | STORED DEPTH | CTN QTY | CTN WGT (LBS) | CTN CUBE (FT3) | -LIST PRICE- |
|--|----------|---------------|---------------------|------------|------------|--------------|---------|---------------|----------------|--------------|
| <b>Banquet</b><br>          | DS303072 |               | 30 x 72 x 30        |            | 59         | 3.00         | 2       | 123           | 6.25           | \$570        |
|  | DS303096 |               | 30 x 96 x 30        |            | 72         | 3.00         | 2       | 150           | 8.33           | \$610        |
| <b>Training</b><br>         | DS301872 |               | 18 x 72 x 30        |            | 45         | 3.00         | 2       | 93            | 3.75           | \$510        |
|  | DS301896 |               | 18 x 96 x 30        |            | 54         | 3.00         | 2       | 112           | 5.00           | \$550        |
|  | DS302472 |               | 24 x 72 x 30        |            | 51         | 3.00         | 2       | 107           | 5.00           | \$550        |
|  | DS302496 |               | 24 x 96 x 30        |            | 60         | 3.00         | 2       | 126           | 6.67           | \$570        |
| <b>Modesty Panels</b><br> | MPS1272  |               | 12 x 72 x 0.75      |            | 21         | 0.75         | 2       | 45            | 0.75           | \$250        |
|  | MPS1296  |               | 12 x 96 x 0.75      |            | 25         | 0.75         | 2       | 53            | 1.00           | \$260        |









portable.™  
stackable.  
storable.

## CLASSIC SERIES Multi-Purpose Laminate Tables

**PLEASE SPECIFY**

|                       |  |
|-----------------------|--|
| <b>Laminate Grade</b> | See Laminate Guide on Page 3               |
| <b>Order Quantity</b> | Minimum 6 each by size, color, and options |

- Solid plywood core
- High-pressure laminate surface
- Heavy-duty steel "gravity-lock" legs with black powdercoat
- Black vinyl "T" edge molding

| STYLE  | MODEL #     | SPECIAL NOTES   | SIZE (W" x L" x H") | QUICK SHIP | WGHT (LBS) | STORED DEPTH | CTN QTY | CTN WGT (LBS) | CTN CUBE (FT3) | -LIST PRICE- |
|--|-------------|-----------------|---------------------|------------|------------|--------------|---------|---------------|----------------|--------------|
| <b>Banquet</b><br>                          | LS303072    |                 | 30 x 72 x 30        |            | 59         | 3.00         | 2       | 123           | 6.25           | \$560        |
|  | LS303096    |                 | 30 x 96 x 30        |            | 72         | 3.00         | 2       | 150           | 8.33           | \$600        |
| <b>Training</b><br>                         | LS301872    |                 | 18 x 72 x 30        |            | 39         | 3.00         | 2       | 81            | 3.75           | \$500        |
|  | LS301896    |                 | 18 x 96 x 30        |            | 49         | 3.00         | 2       | 102           | 5.00           | \$530        |
|  | LS302472    |                 | 24 x 72 x 30        |            | 51         | 3.00         | 2       | 107           | 5.00           | \$550        |
|  | LS302496    |                 | 24 x 96 x 30        |            | 60         | 3.00         | 2       | 126           | 6.67           | \$580        |
| <b>Modesty Panels</b><br>                   | MPS1272     |                 | 12 x 72 x 0.75      |            | 21         | 0.75         | 2       | 45            | 0.75           | \$250        |
|  | MPS1296     |                 | 12 x 96 x 0.75      |            | 25         | 0.75         | 2       | 53            | 1.00           | \$260        |
| <b>Round</b><br>                           | LS3060RD    | <i>ns</i>       | 60 dia x 30         |            | 68         | 2.50         | 2       | 143           | 10.42          | \$730        |
|  | LS3072RD    | <i>50,sm,ns</i> | 72 dia x 30         | <i>0</i>   | 86         | 3.00         | 1       | 93            | 10.50          | \$1,150      |
| <b>Pedestal Round ("Knock-Down")</b><br>  | LS3024RD    | <i>bkd, tpt</i> | 24 dia x 30         |            | 17         | 3.50         | 1       | 18            | 1.17           | \$310        |
|  | LS4224RD    | <i>bkd, tpt</i> | 24 dia x 42         |            | 18         | 3.50         | 1       | 19            | 1.82           | \$335        |
|  | LSADJ24RD   | <i>tpt</i>      | 24 dia x adj        |            | 19         | 3.50         | 1       | 20            | 1.17           | \$370        |
|  | LS3030RD    | <i>bkd, tpt</i> | 30 dia x 30         |            | 22         | 3.50         | 1       | 23            | 1.82           | \$320        |
|  | LS4230RD    | <i>bkd, tpt</i> | 30 dia x 42         |            | 23         | 3.50         | 1       | 24            | 1.82           | \$345        |
|  | LSADJ30RD   | <i>tpt</i>      | 30 dia x adj        |            | 24         | 3.50         | 1       | 25            | 1.82           | \$380        |
|  | LS3036RD    | <i>bkd, tpt</i> | 36 dia x 30         |            | 30         | 3.50         | 1       | 33            | 2.63           | \$340        |
|  | LS4236RD    | <i>bkd, tpt</i> | 36 dia x 42         |            | 31         | 3.50         | 1       | 34            | 2.63           | \$365        |
|  | LSADJ36RD   | <i>tpt</i>      | 36 dia x adj        |            | 32         | 3.50         | 1       | 35            | 2.63           | \$400        |
| <b>Pedestal Square ("Knock-Down")</b><br> | LS302424SQ  | <i>bkd, tpt</i> | 24 x 24 x 30        |            | 19         | 3.50         | 1       | 20            | 1.17           | \$320        |
|  | LS422424SQ  | <i>bkd, tpt</i> | 24 x 24 x 42        |            | 20         | 3.50         | 1       | 21            | 1.82           | \$345        |
|  | LSADJ2424SQ | <i>tpt</i>      | 24 x 24 x adj       |            | 21         | 3.50         | 1       | 22            | 1.17           | \$380        |
|  | LS303030SQ  | <i>bkd, tpt</i> | 30 x 30 x 30        |            | 25         | 3.50         | 1       | 26            | 1.82           | \$330        |
|  | LS423030SQ  | <i>bkd, tpt</i> | 30 x 30 x 42        |            | 27         | 3.50         | 1       | 28            | 1.82           | \$355        |
|  | LSADJ3030SQ | <i>tpt</i>      | 30 x 30 x adj       |            | 28         | 3.50         | 1       | 29            | 1.82           | \$390        |
|  | LS303636SQ  | <i>bkd, tpt</i> | 36 x 36 x 30        |            | 35         | 3.50         | 1       | 38            | 2.63           | \$350        |
|  | LS423636SQ  | <i>bkd, tpt</i> | 36 x 36 x 42        |            | 36         | 3.50         | 1       | 39            | 2.63           | \$375        |
|  | LSADJ3636SQ | <i>tpt</i>      | 36 x 36 x adj       |            | 37         | 3.50         | 1       | 40            | 2.63           | \$410        |

*bkd* - Add \$25 LIST for black knock-down column and base

*tpt* - Add \$125 LIST for Trumpet-style base

*ns* - Non-Sequential folding leg standard

*50* - 50 Table minimum order

*sm* - Table top is made with two sheets of laminate. There is a visible seam in the middle of the surface.




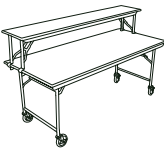


portable.<sup>™</sup>  
stackable.  
storable.

## Mobile Buffet/Riser Tables

**PLEASE SPECIFY**

|                       |  |
|-----------------------|--|
| <b>Laminate Grade</b> | See Laminate Guide on Page 3 (Classic and MAXX Edge Only)  |
| <b>Order Quantity</b> | <b>200 Series</b> - Minimum 2 each by size<br><b>Classic Series Laminate</b> - Minimum 2 each by size and color (standard laminates), 6 each by size and color for Premium and HD Laminates<br><b>MAXX Edge Laminate</b> - Minimum 6 each by size and color (any laminate) |

- Tables fold for easy storage
- Solid plywood core
- 5" locking casters
- Optional storage rack

| STYLE   | MODEL #      | SPECIAL NOTES | SIZE (W" x L" x H") | QUICK SHIP | WGHT (LBS) | STORED DEPTH | CTN QTY | CTN WGT (LBS) | CTN CUBE (FT3) | -LIST PRICE- |
|---|--------------|---------------|---------------------|------------|------------|--------------|---------|---------------|----------------|--------------|
| <b>Buffet with Rack</b><br>    | HO3072-MBR   | 200           | 30 x 72 x 43        |            | 86         | 4.00         | 1       | 91            | 11.67          | \$1,330      |
|   | HO3096-MBR   | 200           | 30 x 96 x 43        |            | 104        | 4.00         | 1       | 109           | 18.33          | \$1,430      |
|   | LS3072-MBR   | Classic       | 30 x 72 x 43        |            | 100        | 4.00         | 1       | 105           | 11.67          | \$1,590      |
|   | LS3096-MBR   | Classic       | 30 x 96 x 43        |            | 123        | 4.00         | 1       | 128           | 18.33          | \$1,690      |
|   | LS3072MX-MBR | MAXX          | 30 x 72 x 43        |            | 100        | 4.00         | 1       | 105           | 11.67          | \$1,690      |
|   | LS3096MX-MBR | MAXX          | 30 x 96 x 43        |            | 123        | 4.00         | 1       | 128           | 18.33          | \$1,790      |
| <b>Buffet Only</b><br>         | HO3072-MB    | 200           | 30 x 72 x 43        |            | 73         | 4.00         | 1       | 78            | 8.75           | \$1,010      |
|   | HO3096-MB    | 200           | 30 x 96 x 43        |            | 85         | 4.00         | 1       | 90            | 11.67          | \$1,050      |
|   | LS3072-MB    | Classic       | 30 x 72 x 43        |            | 87         | 4.00         | 1       | 92            | 8.75           | \$1,270      |
|   | LS3096-MB    | Classic       | 30 x 96 x 43        |            | 104        | 4.00         | 1       | 109           | 11.67          | \$1,310      |
|   | LS3072MX-MB  | MAXX          | 30 x 72 x 43        |            | 87         | 4.00         | 1       | 92            | 8.75           | \$1,370      |
|   | LS3096MX-MB  | MAXX          | 30 x 96 x 43        |            | 104        | 4.00         | 1       | 109           | 11.67          | \$1,410      |
| <b>Utility with Rack</b><br> | HO3072-MUR   | 200           | 30 x 72 x 30        |            | 58         | 4.00         | 1       | 63            | 9.17           | \$850        |
|   | HO3096-MUR   | 200           | 30 x 96 x 30        |            | 72         | 4.00         | 1       | 77            | 15.00          | \$930        |
|   | LS3072-MUR   | Classic       | 30 x 72 x 30        |            | 72         | 4.00         | 1       | 77            | 9.17           | \$1,110      |
|   | LS3096-MUR   | Classic       | 30 x 96 x 30        |            | 91         | 4.00         | 1       | 96            | 15.00          | \$1,190      |
|   | LS3072MX-MUR | MAXX          | 30 x 72 x 30        |            | 72         | 4.00         | 1       | 77            | 9.17           | \$1,210      |
|   | LS3096MX-MUR | MAXX          | 30 x 96 x 30        |            | 91         | 4.00         | 1       | 96            | 15.00          | \$1,290      |
| <b>Utility Only</b><br>      | HO3072-MU    | 200           | 30 x 72 x 30        |            | 45         | 4.00         | 1       | 50            | 6.25           | \$530        |
|   | HO3096-MU    | 200           | 30 x 96 x 30        |            | 53         | 4.00         | 1       | 58            | 8.33           | \$550        |
|   | LS3072-MU    | Classic       | 30 x 72 x 30        |            | 59         | 4.00         | 1       | 64            | 6.25           | \$790        |
|   | LS3096-MU    | Classic       | 30 x 96 x 30        |            | 72         | 4.00         | 1       | 77            | 8.33           | \$810        |
|   | LS3072MX-MU  | MAXX          | 30 x 72 x 30        |            | 59         | 4.00         | 1       | 64            | 6.25           | \$890        |
|   | LS3096MX-MU  | MAXX          | 30 x 96 x 30        |            | 72         | 4.00         | 1       | 77            | 8.33           | \$910        |
| <b>Storage Rack Only</b>  | LSSR-3072    |               | 20 x 60 x 2         |            | 13         | 2.00         | 2       | 31            | 2.92           | \$420        |
|   | LSSR-3096    |               | 20 x 84 x 2         |            | 19         | 2.00         | 2       | 43            | 6.67           | \$480        |
| <b>Buffet Riser Only</b>  | LM1272B-MB   |               | 12 x 72 x 0.75      |            | 28         | 0.75         | 2       | 61            | 2.50           | \$590        |
|   | LM1296B-MB   |               | 12 x 96 x 0.75      |            | 32         | 0.75         | 2       | 69            | 3.33           | \$610        |

200 - 200 Series Plywood Table Top with black laminate and vinyl edged Riser

Classic - Classic Series Laminate Table Top with matching laminate and vinyl edged Riser

MAXX - MAXX Edge Laminate Table Top with matching laminate and vinyl edges Riser









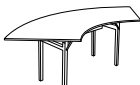
portable.™  
stackable.  
storable.

## PREMIERE SERIES (600) Banquet Folding Tables

**PLEASE SPECIFY**

|                       |                                    |
|-----------------------|------------------------------------|
| <b>Order Quantity</b> | Minimum 6 each by size and options |
|-----------------------|------------------------------------|

- 5/8" plywood top
- Ultraviolet light cured polyurethane coating on plywood top
- Walnut sealer stain finish
- Full length unitized steel chassis
- 1.5" square folding legs with black epoxy powdercoat finish
- C-Channel wrapped aluminum edge molding

| STYLE   | MODEL #    | SPECIAL NOTES | SIZE (W" x L" x H") | QUICK SHIP | WGHT (LBS) | STORED DEPTH | CTN QTY | CTN WGT (LBS) | CTN CUBE (FT3) | -LIST PRICE- |
|---|------------|---------------|---------------------|------------|------------|--------------|---------|---------------|----------------|--------------|
| <b>Banquet</b><br>         | 600-3060A  |               | 30 x 60 x 30        |            | 47         | 2.75         | 2       | 99            | 5.73           | \$350        |
|   | 600-3072A  |               | 30 x 72 x 30        | qs         | 50         | 2.75         | 2       | 105           | 6.88           | \$360        |
|   | 600-3096A  |               | 30 x 96 x 30        | qs         | 63         | 2.75         | 2       | 132           | 9.17           | \$400        |
|   | 600-3672A  | cp            | 36 x 72 x 30        |            | 58         | 2.75         | 1       | 63            | 5.25           | \$470        |
|   | 600-3696A  | cp            | 36 x 96 x 30        |            | 64         | 2.75         | 1       | 73            | 7.00           | \$490        |
| <b>Training</b><br>        | 600-1860A  |               | 18 x 60 x 30        |            | 45         | 2.75         | 2       | 93            | 3.44           | \$300        |
|   | 600-1872A  |               | 18 x 72 x 30        | qs         | 47         | 2.75         | 2       | 97            | 4.13           | \$310        |
|   | 600-1896A  |               | 18 x 96 x 30        | qs         | 49         | 2.75         | 2       | 102           | 5.50           | \$330        |
|   | 600-2460A  |               | 24 x 60 x 30        |            | 52         | 2.75         | 2       | 107           | 4.58           | \$330        |
|   | 600-2472A  |               | 24 x 72 x 30        |            | 55         | 2.75         | 2       | 115           | 5.50           | \$340        |
|   | 600-2496A  |               | 24 x 96 x 30        |            | 57         | 2.75         | 2       | 120           | 7.33           | \$370        |
| <b>Round</b><br>         | 600-30DIA  |               | 30 dia x 30         |            | 26         | 2.75         | 1       | 27            | 1.82           | \$300        |
|   | 600-36DIA  |               | 36 dia x 30         |            | 30         | 2.75         | 1       | 33            | 2.63           | \$330        |
|   | 600-48DIA  |               | 48 dia x 30         |            | 41         | 2.75         | 2       | 85            | 9.33           | \$450        |
|   | 600-60DIA  |               | 60 dia x 30         | qs         | 64         | 2.75         | 2       | 135           | 14.58          | \$480        |
|   | 600-66DIA  |               | 66 dia x 30         |            | 69         | 2.75         | 1       | 78            | 8.82           | \$620        |
|   | 600-72DIA  |               | 72 dia x 30         |            | 75         | 2.75         | 1       | 84            | 10.50          | \$620        |
| <b>Square</b><br>        | 600-3030A  |               | 30 x 30 x 30        |            | 29         | 2.75         | 1       | 30            | 1.82           | \$340        |
|   | 600-3636A  |               | 36 x 36 x 30        |            | 36         | 2.75         | 1       | 39            | 2.63           | \$370        |
|   | 600-4242A  |               | 42 x 42 x 30        |            | 44         | 2.75         | 2       | 93            | 7.15           | \$490        |
|   | 600-4848A  |               | 48 x 48 x 30        |            | 47         | 2.75         | 2       | 99            | 9.33           | \$490        |
|   | 600-6060A  |               | 60 x 60 x 30        |            | 72         | 2.75         | 2       | 151           | 14.58          | \$520        |
|   | 600-7272A  |               | 72 x 72 x 30        |            | 88         | 2.75         | 1       | 95            | 10.50          | \$660        |
| <b>Half-Round</b><br>    | 600-60SCA  |               | 30 x 60 x 30        |            | 43         | 2.75         | 2       | 91            | 3.65           | \$380        |
|   | 600-72SCA  |               | 36 x 72 x 30        |            | 50         | 2.75         | 2       | 109           | 5.25           | \$500        |
| <b>Quarter-Round</b><br> | 600-30QTA  |               | 30 x 30 x 30        |            | 29         | 2.75         | 1       | 30            | 1.82           | \$340        |
|   | 600-36QTA  |               | 36 x 36 x 30        |            | 32         | 2.75         | 1       | 35            | 2.63           | \$350        |
| <b>Serpentine</b><br>    | 600-3X8A   |               | 30 x 48 x 30        |            | 48         | 2.75         | 2       | 98            | 4.67           | \$410        |
|   | 600-4X9A   |               | 30 x 54 x 30        |            | 53         | 2.75         | 2       | 113           | 14.58          | \$510        |
|   | 600-5X10A  |               | 30 x 60 x 30        |            | 57         | 2.75         | 2       | 121           | 14.58          | \$580        |
|   | 600-7X12A  |               | 30 x 72 x 30        |            | 71         | 2.75         | 1       | 80            | 10.50          | \$690        |
|   | 600-10X15A |               | 30 x 90 x 30        |            | 83         | 3.50         | 1       | 92            | 10.50          | \$770        |

qs - Ships within 1-2 weeks A.R.O.  
cp - Custom Product




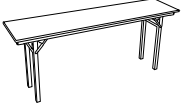




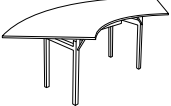
portable.™  
stackable.  
storable.

## PREMIERE SERIES (600) Padded Top Banquet Folding Tables

**PLEASE SPECIFY**

**Order Quantity** Minimum 6 each by size and options

- 5/8" plywood top
- White padded vinyl top
- Full length unitized steel chassis
- 1.5" square folding legs with black epoxy powdercoat finish
- C-Channel wrapped aluminum edge molding

| STYLE  | MODEL #        | SPECIAL NOTES | SIZE (W" x L" x H") | QUICK SHIP | WGHT (LBS) | STORED DEPTH | CTN QTY | CTN WGT (LBS) | CTN CUBE (FT3) | -LIST PRICE- |
|--|----------------|---------------|---------------------|------------|------------|--------------|---------|---------------|----------------|--------------|
|  <b>Banquet</b>         | 600-3060A-PAD  |               | 30 x 60 x 30        |            | 47         | 2.75         | 2       | 99            | 5.73           | \$460        |
|  | 600-3072A-PAD  |               | 30 x 72 x 30        |            | 50         | 2.75         | 2       | 105           | 6.88           | \$470        |
|  | 600-3096A-PAD  |               | 30 x 96 x 30        |            | 63         | 2.75         | 2       | 132           | 9.17           | \$510        |
|  | 600-3672A-PAD  | cp            | 36 x 72 x 30        |            | 58         | 2.75         | 1       | 63            | 5.25           | \$580        |
|  | 600-3696A-PAD  | cp            | 36 x 96 x 30        |            | 64         | 2.75         | 1       | 73            | 7.00           | \$600        |
|  <b>Training</b>        | 600-1860A-PAD  |               | 18 x 60 x 30        |            | 45         | 2.75         | 2       | 93            | 3.44           | \$390        |
|  | 600-1872A-PAD  |               | 18 x 72 x 30        |            | 47         | 2.75         | 2       | 97            | 4.13           | \$400        |
|  | 600-1896A-PAD  |               | 18 x 96 x 30        |            | 49         | 2.75         | 2       | 102           | 5.50           | \$420        |
|  | 600-2460A-PAD  |               | 24 x 60 x 30        |            | 52         | 2.75         | 2       | 107           | 4.58           | \$420        |
|  | 600-2472A-PAD  |               | 24 x 72 x 30        |            | 55         | 2.75         | 2       | 115           | 5.50           | \$430        |
|  | 600-2496A-PAD  |               | 24 x 96 x 30        |            | 57         | 2.75         | 2       | 120           | 7.33           | \$460        |
|  <b>Round</b>         | 600-30DIA-PAD  |               | 30 dia x 30         |            | 26         | 2.75         | 1       | 27            | 1.82           | \$360        |
|  | 600-36DIA-PAD  |               | 36 dia x 30         |            | 30         | 2.75         | 1       | 33            | 2.63           | \$390        |
|  | 600-48DIA-PAD  |               | 48 dia x 30         |            | 41         | 2.75         | 2       | 85            | 9.33           | \$540        |
|  | 600-60DIA-PAD  |               | 60 dia x 30         |            | 64         | 2.75         | 2       | 135           | 14.58          | \$600        |
|  | 600-66DIA-PAD  |               | 66 dia x 30         |            | 69         | 2.75         | 1       | 78            | 8.82           | \$790        |
|  | 600-72DIA-PAD  |               | 72 dia x 30         |            | 75         | 2.75         | 1       | 84            | 10.50          | \$790        |
|  <b>Square</b>        | 600-3030A-PAD  |               | 30 x 30 x 30        |            | 29         | 2.75         | 1       | 30            | 1.82           | \$400        |
|  | 600-3636A-PAD  |               | 36 x 36 x 30        |            | 36         | 2.75         | 1       | 39            | 2.63           | \$430        |
|  | 600-4242A-PAD  |               | 42 x 42 x 30        |            | 44         | 2.75         | 2       | 93            | 7.15           | \$580        |
|  | 600-4848A-PAD  |               | 48 x 48 x 30        |            | 47         | 2.75         | 2       | 99            | 9.33           | \$580        |
|  | 600-6060A-PAD  |               | 60 x 60 x 30        |            | 72         | 2.75         | 2       | 151           | 14.58          | \$640        |
|  | 600-7272A-PAD  |               | 72 x 72 x 30        |            | 88         | 2.75         | 1       | 95            | 10.50          | \$830        |
|  <b>Half-Round</b>    | 600-60SCA-PAD  |               | 30 x 60 x 30        |            | 43         | 2.75         | 2       | 91            | 3.65           | \$490        |
|  | 600-72SCA-PAD  |               | 36 x 72 x 30        |            | 50         | 2.75         | 2       | 109           | 5.25           | \$610        |
|  <b>Quarter-Round</b> | 600-30QTA-PAD  |               | 30 x 30 x 30        |            | 29         | 2.75         | 1       | 30            | 1.82           | \$400        |
|  | 600-36QTA-PAD  |               | 36 x 36 x 30        |            | 32         | 2.75         | 1       | 35            | 2.63           | \$410        |
|  <b>Serpentine</b>    | 600-3X8A-PAD   |               | 30 x 48 x 30        |            | 48         | 2.75         | 2       | 98            | 4.67           | \$520        |
|  | 600-4X9A-PAD   |               | 30 x 54 x 30        |            | 53         | 2.75         | 2       | 113           | 14.58          | \$620        |
|  | 600-5X10A-PAD  |               | 30 x 60 x 30        |            | 57         | 2.75         | 2       | 121           | 14.58          | \$690        |
|  | 600-7X12A-PAD  |               | 30 x 72 x 30        |            | 71         | 2.75         | 1       | 80            | 10.50          | \$800        |
|  | 600-10X15A-PAD |               | 30 x 90 x 30        |            | 83         | 2.75         | 1       | 92            | 10.50          | \$880        |

cp - Custom Product










portable.<sup>™</sup>  
stackable.  
storable.

## 200 SERIES Banquet Folding Tables

**PLEASE SPECIFY**

|                       |  |
|-----------------------|--|
| <b>Table Height</b>   | 30" Standard<br>29" add \$25 LIST /table<br>Adjustable height add \$100 LIST / table |
| <b>Order Quantity</b> | Minimum 6 each by size and options   |



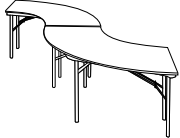
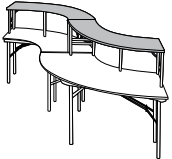
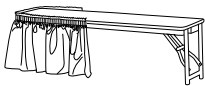
- 5/8" plywood top / walnut sealer stain / UV polycoat
- Low profile hardwood runners
- Gravity lock folding leg
- 100% bolt-thru construction
- Aluminum "C-Channel" edge

| STYLE  | MODEL #      | SPECIAL NOTES | SIZE (W" x L" x H") | QUICK SHIP | WGHT (LBS) | STORED DEPTH | CTN QTY | CTN WGT (LBS) | CTN CUBE (FT3) | -LIST PRICE- |
|--|--------------|---------------|---------------------|------------|------------|--------------|---------|---------------|----------------|--------------|
|  <b>Banquet</b>                         | HO3048       |               | 30 x 48 x 30        |            | 33         | 3.13         | 1       | 36            | 2.92           | \$280        |
|  | HO3072       |               | 30 x 72 x 30        | qs         | 45         | 2.25         | 2       | 95            | 6.25           | \$300        |
|  | HO3096       |               | 30 x 96 x 30        | qs         | 53         | 2.25         | 2       | 112           | 8.33           | \$320        |
|  | HO3672       | cp            | 36 x 72 x 30        |            | 55         | 2.25         | 1       | 60            | 3.75           | \$400        |
|  | HO3696       | cp            | 36 x 96 x 30        |            | 64         | 2.25         | 1       | 70            | 5.00           | \$420        |
|  <b>Training</b>                        | HO1872       |               | 18 x 72 x 30        |            | 39         | 2.25         | 2       | 81            | 3.75           | \$270        |
|  | HO1896       |               | 18 x 96 x 30        |            | 46         | 2.25         | 2       | 96            | 5.00           | \$280        |
|  | HO2472       |               | 24 x 72 x 30        |            | 45         | 2.25         | 2       | 95            | 5.00           | \$300        |
|  | HO2496       |               | 24 x 96 x 30        |            | 54         | 2.25         | 2       | 114           | 6.67           | \$320        |
|  <b>Round</b>                          | HO30DI       |               | 30 dia x 30         |            | 27         | 3.13         | 1       | 28            | 1.82           | \$270        |
|  | HO36DI       |               | 36 dia x 30         |            | 31         | 3.13         | 1       | 34            | 2.63           | \$280        |
|  | HO48DI       |               | 48 dia x 30         |            | 46         | 3.13         | 2       | 97            | 9.33           | \$300        |
|  | HO60DI       | nsa           | 60 dia x 30         | qs         | 62         | 3.13         | 2       | 131           | 14.58          | \$370        |
|  | HO66DI       | nsa           | 66 dia x 30         |            | 62         | 3.13         | 1       | 71            | 8.82           | \$540        |
|  | HO72DI       | nsa           | 72 dia x 30         |            | 78         | 3.13         | 1       | 87            | 10.50          | \$540        |
|  <b>Square</b>                        | HO4848       |               | 48 x 48 x 30        |            | 50         | 3.13         | 2       | 105           | 9.33           | \$340        |
|  | HO6060       |               | 60 x 60 x 30        |            | 70         | 3.13         | 2       | 147           | 14.58          | \$410        |
|  | HO7272       |               | 72 x 72 x 30        |            | 80         | 3.13         | 1       | 89            | 10.50          | \$580        |
|  <b>Half-Round</b>                    | HO-SC30      |               | 15 x 30 x 30        |            | 21         | 3.13         | 2       | 43            | 1.82           | \$270        |
|  | HO-SC36      |               | 18 x 36 x 30        |            | 24         | 3.13         | 2       | 51            | 2.63           | \$290        |
|  | HO-SC48      |               | 24 x 48 x 30        |            | 31         | 3.13         | 2       | 66            | 4.67           | \$310        |
|  | HO-SC60      |               | 30 x 60 x 30        |            | 40         | 3.13         | 2       | 85            | 7.29           | \$320        |
|  | HO-SC72      |               | 36 x 72 x 30        |            | 52         | 3.13         | 2       | 113           | 10.50          | \$430        |
|  <b>Quarter-Round</b>                 | HO-QT60      |               | 30 x 30 x 30        |            | 23         | 3.13         | 1       | 24            | 1.82           | \$280        |
|  | HO-QT72      |               | 36 x 36 x 30        |            | 28         | 3.13         | 1       | 31            | 2.63           | \$290        |
|  <b>Pedestal Round ("Knock-Down")</b> | HO24DI-SK    | bkd,tpt       | 24 dia x 30         | qs         | 17         | 3.50         | 1       | 18            | 1.17           | \$230        |
|  | HO24DI-SK42  | bkd,tpt       | 24 dia x 42         | qs         | 18         | 3.50         | 1       | 19            | 1.82           | \$255        |
|  | HO24DI-SKADJ | tpt           | 24 dia x adj        | qs         | 19         | 3.50         | 1       | 20            | 1.17           | \$290        |
|  | HO30DI-SK    | bkd,tpt       | 30 dia x 30         | qs         | 22         | 3.50         | 1       | 23            | 1.82           | \$240        |
|  | HO30DI-SK42  | bkd,tpt       | 30 dia x 42         | qs         | 23         | 3.50         | 1       | 24            | 1.82           | \$265        |
|  | HO30DI-SKADJ | tpt           | 30 dia x adj        | qs         | 23         | 3.50         | 1       | 24            | 1.82           | \$300        |
|  | HO36DI-SK    | bkd,tpt       | 36 dia x 30         | qs         | 25         | 3.50         | 1       | 28            | 2.63           | \$270        |
|  | HO36DI-SK42  | bkd,tpt       | 36 dia x 42         | qs         | 26         | 3.50         | 1       | 29            | 2.63           | \$295        |
|  | HO36DI-SKADJ | tpt           | 36 dia x adj        | qs         | 26         | 3.50         | 1       | 29            | 2.63           | \$330        |



portable.<sup>™</sup>  
stackable.  
storable.

## 200 SERIES Banquet Folding Tables

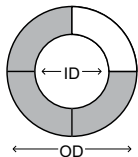
| STYLE  | MODEL #         | SPECIAL NOTES  | SIZE (W" x L" x H") | QUICK SHIP | WGHT (LBS) | STORED DEPTH | CTN QTY | CTN WGT (LBS) | CTN CUBE (FT3) | -LIST PRICE- |
|--|-----------------|----------------|---------------------|------------|------------|--------------|---------|---------------|----------------|--------------|
| <b>Pedestal Square ("Knock-Down")</b><br>   | HO3030SQ-SK     | <i>bkd,tpt</i> | 30 x 30 x 30        | <i>qs</i>  | 25         | 3.50         | 1       | 26            | 1.82           | \$260        |
|  | HO3030SQ-SK42   | <i>bkd,tpt</i> | 30 x 30 x 42        | <i>qs</i>  | 26         | 3.50         | 1       | 27            | 1.82           | \$285        |
|  | HO3030SQ-SKADJ  | <i>tpt</i>     | 30 x 30 x adj       | <i>qs</i>  | 27         | 3.50         | 1       | 28            | 1.82           | \$320        |
|  | HO3636SQ-SK     | <i>bkd,tpt</i> | 36 x 36 x 30        | <i>qs</i>  | 28         | 3.50         | 1       | 31            | 2.63           | \$290        |
|  | HO3636SQ-SK42   | <i>bkd,tpt</i> | 36 x 36 x 42        | <i>qs</i>  | 29         | 3.50         | 1       | 32            | 2.63           | \$315        |
|  | HO3636SQ-SKADJ  | <i>tpt</i>     | 36 x 36 x adj       | <i>qs</i>  | 30         | 3.50         | 1       | 33            | 2.63           | \$350        |
| <b>Pedestal Triangle ("Knock-Down")</b><br> | HOTRI30-SK      | <i>bkd,tpt</i> | 30 x 30 x 30        |            | 23         | 3.50         | 1       | 24            | 1.82           | \$260        |
|  | HOTRI30-SK42    | <i>bkd,tpt</i> | 30 x 30 x 42        |            | 24         | 3.50         | 1       | 25            | 1.82           | \$285        |
|  | HOTRI30-SKADJ   | <i>tpt</i>     | 30 x 30 x adj       |            | 25         | 3.50         | 1       | 26            | 1.82           | \$320        |
|  | HOTRI36-SK      | <i>bkd,tpt</i> | 36 x 36 x 30        |            | 26         | 3.50         | 1       | 29            | 2.63           | \$290        |
|  | HOTRI36-SK42    | <i>bkd,tpt</i> | 36 x 36 x 42        |            | 27         | 3.50         | 1       | 30            | 2.63           | \$315        |
|  | HOTRI36-SKADJ   | <i>tpt</i>     | 36 x 36 x adj       |            | 28         | 3.50         | 1       | 31            | 2.63           | \$350        |
| <b>Serpentine</b><br>                     | HO5X10 (30x60)  |                | 30 x 60 x 30        |            | 46         | 3.13         | 2       | 99            | 14.58          | \$390        |
|  | HO7X12 (30x72)  |                | 30 x 72 x 30        |            | 65         | 3.13         | 1       | 74            | 10.50          | \$570        |
|  | HO10X15 (30x90) |                | 30 x 90 x 30        |            | 75         | 3.13         | 1       | 84            | 10.50          | \$580        |
| <b>Serpentine Buffet</b><br>              | SBL3X8OE        | <i>lam</i>     | 30 x 48 x 13        |            | 28         | 3.25         | 2       | 60            | 4.67           | \$460        |
|  | SBL4X9OE        | <i>lam</i>     | 30 x 54 x 13        |            | 32         | 3.25         | 2       | 69            | 7.29           | \$470        |
|  | SBL5X10OE       | <i>lam</i>     | 30 x 60 x 13        |            | 37         | 3.25         | 2       | 79            | 7.29           | \$540        |
|  | SBL7X12OE       | <i>lam</i>     | 30 x 72 x 13        |            | 43         | 3.25         | 2       | 95            | 10.50          | \$700        |
|  | SBL3X8IE        | <i>lam</i>     | 30 x 48 x 13        |            | 26         | 3.25         | 2       | 56            | 4.67           | \$460        |
|  | SBL4X9IE        | <i>lam</i>     | 30 x 54 x 13        |            | 29         | 3.25         | 2       | 63            | 7.29           | \$470        |
|  | SBL5X10IE       | <i>lam</i>     | 30 x 60 x 13        |            | 33         | 3.25         | 2       | 71            | 7.29           | \$540        |
| <b>Rectangular Buffet</b><br>             | LM1248B         | <i>lam</i>     | 12 x 48 x 13        |            | 25         | 2.50         | 2       | 53            | 1.67           | \$410        |
|  | LM1272B         | <i>lam</i>     | 12 x 72 x 13        |            | 28         | 2.50         | 2       | 61            | 2.50           | \$420        |
|  | LM1296B         | <i>lam</i>     | 12 x 96 x 13        |            | 32         | 2.50         | 2       | 70            | 3.33           | \$440        |

IE: Inner Edge

OE: Outer Edge

ID: Inner Diameter

OD: Outer Diameter



*qs* - Ships within 1-2 weeks A.R.O.

*bkd* - Add \$25 LIST for black knock-down column and base

*lam* - Features black laminate top & black vinyl edge

*tpt* - Add \$125 LIST for Trumpet-style base

*cp* - Custom Product

*nsa* - Non-Sequential folding leg available (folded depth of 2.5")








portable.™  
stackable.  
storable.

## CLASSIC SERIES Lightweight ABS Plastic Tables

**PLEASE SPECIFY**

|                       |   |
|-----------------------|---|
| <b>ABS Color</b>      | Standard colors are Gray, Black, Dark Brown and Beige. Smooth surface Gray Speckle also available (add \$25/table). |
| <b>Molding Color</b>  | Brown standard for Dark Brown and Beige, Black standard for Gray, Black and Gray Speckle                            |
| <b>Order Quantity</b> | Minimum 6 each by size and color  |

- Premium ABS plastic surface
- Strong 3/4" plywood frame
- 100% bolt-thru construction
- Heavy-duty "gravity lock" steel legs

| STYLE   | MODEL #     | SPECIAL NOTES | SIZE (W" x L" x H") | QUICK SHIP | WGHT (LBS) | STORED DEPTH | CTN QTY | CTN WGT (LBS) | CTN CUBE (FT3) | -LIST PRICE- |
|---|-------------|---------------|---------------------|------------|------------|--------------|---------|---------------|----------------|--------------|
| <b>Banquet</b><br>                         | B3048-SW    |               | 30 x 48 x 30        |            | 41         | 3.50         | 1       | 44            | 3.32           | \$420        |
|   | B3060-SW    | 29,adj        | 30 x 60 x 30        |            | 44         | 3.50         | 1       | 48            | 4.11           | \$450        |
|   | B3072-SW    | 29,adj        | 30 x 72 x 30        | qs         | 48         | 2.94         | 2       | 101           | 9.81           | \$480        |
|   | B3096-SW    |               | 30 x 96 x 30        | qs         | 51         | 2.94         | 2       | 108           | 12.97          | \$520        |
| <b>Training</b><br>                        | B1860-SH    | ds            | 18 x 60 x 30        |            | 30         | 3.50         | 1       | 33            | 3.71           | \$400        |
|   | B1872-SH    | ds            | 18 x 72 x 30        |            | 34         | 2.94         | 2       | 71            | 6.19           | \$420        |
|   | B1896-SH    | ds            | 18 x 96 x 30        |            | 41         | 2.94         | 2       | 86            | 8.18           | \$450        |
|   | B2460-SH    | ii            | 24 x 60 x 30        |            | 35         | 3.50         | 1       | 38            | 3.35           | \$470        |
|   | B2472-SH    | ii            | 24 x 72 x 30        |            | 39         | 2.94         | 2       | 83            | 8.00           | \$500        |
|   | B2496-SH    | ii            | 24 x 96 x 30        |            | 43         | 2.94         | 2       | 92            | 10.57          | \$520        |
| <b>Round</b><br>                          | B48RD-SW    |               | 48 dia x 30         |            | 39         | 3.50         | 1       | 44            | 4.67           | \$500        |
|   | B60RD-SW    |               | 60 dia x 30         | qs         | 70         | 3.50         | 1       | 77            | 7.29           | \$660        |
|   | B66RD-SW    | ngs           | 66 dia x 30         |            | 64         | 3.50         | 1       | 72            | 8.82           | \$790        |
|   | B72RD-SW    | ngs           | 72 dia x 30         |            | 76         | 4.38         | 1       | 85            | 10.50          | \$790        |
| <b>Pedestal Round ("Knock-Down")</b><br> | B30RD-SK    | bkd,tpt       | 30 dia x 30         |            | 22         | 3.50         | 1       | 23            | 1.82           | \$370        |
|   | B30RD-SK42  | bkd,tpt       | 30 dia x 42         |            | 23         | 3.50         | 1       | 24            | 1.82           | \$395        |
|   | B30RD-SKADJ | tpt           | 30 dia x adj        |            | 23         | 3.50         | 1       | 24            | 1.82           | \$430        |
|   | B36RD-SK    | bkd,tpt       | 36 dia x 30         |            | 25         | 3.50         | 1       | 28            | 2.63           | \$390        |
|   | B36RD-SK42  | bkd,tpt       | 36 dia x 42         |            | 26         | 3.50         | 1       | 29            | 2.63           | \$415        |
|   | B36RD-SKADJ | tpt           | 36 dia x adj        |            | 26         | 3.50         | 1       | 29            | 2.63           | \$450        |
| <b>Card/Specialty</b><br>                | B3232-SL    |               | 32 x 32 x 30        |            | 21         | 2.50         | 1       | 22            | 2.63           | \$440        |
|   | B3636-SL    |               | 36 x 36 x 30        |            | 22         | 2.50         | 1       | 25            | 2.63           | \$470        |
|   | B2438-SH    |               | 24 x 38 x 30        |            | 28         | 3.50         | 1       | 31            | 2.17           | \$470        |
|   | B60SC-SW    |               | 30 x 60 x 30        |            | 40         | 3.50         | 1       | 44            | 4.11           | \$520        |
|   | B3060S-SW   |               | 30 x 60 x 30        |            | 44         | 3.50         | 1       | 48            | 4.11           | \$620        |

qs - Ships within 1-2 weeks A.R.O.

29 - Also available with 29" (add \$25 LIST)

adj - Also available with adjustable height legs (add \$100 LIST)

ds - Also available with offset Designer Series legs (add \$25 LIST)

ii - Also available with Roman Numeral II Designer Series legs (add \$25 LIST)

bkd - Add \$25 LIST for black knock-down column and base

tpt - Add \$125 LIST for Trumpet-style base

ngs - Not available in Gray Speckle








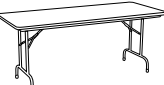
portable.™  
stackable.  
storable.

## POLYLITE Lightweight Plastic Tables

**PLEASE SPECIFY**

|                         |   |
|-------------------------|---|
| <b>POLYlite® Color</b>  | Gray Granite (Black Legs), Mocha Granite (Brown Legs) |
| <b>POLYbrite® Color</b> | Blue or Red   |
| <b>Order Quantity</b>   | Minimum 2 each by size and color                      |

- Durable Polyethylene surface
- Rugged steel frame
- Gravity-lock folding legs

| STYLE  | MODEL #        | SPECIAL NOTES   | SIZE (W" x L" x H")            | QUICK SHIP | WGHT (LBS) | STORED DEPTH | CTN QTY | CTN WGT (LBS) | CTN CUBE (FT3) | -LIST PRICE- |
|--|----------------|-----------------|--------------------------------|------------|------------|--------------|---------|---------------|----------------|--------------|
| <br><b>Training</b>             | PT1872-PL      | <i>gb</i>       | 18 x 72 x 29                   |            | 30         | 3.00         | 1       | 33            | 2.41           | \$290        |
| <br><b>Utility</b>              | PT2448-PL      |                 | 24 x 48 x 29                   |            | 32         | 4.00         | 1       | 35            | 2.84           | \$270        |
| <br><b>Banquet</b>              | PT3060-PL      |                 | 30 x 60 x 29                   | <i>qs</i>  | 36         | 3.00         | 1       | 40            | 3.34           | \$300        |
|  | PT3060-AD      |                 | 30 x 60 x 22-32                |            | 38         | 3.00         | 1       | 42            | 3.34           | \$370        |
|  | PT3072-PL      |                 | 30 x 72 x 29                   | <i>qs</i>  | 39         | 3.00         | 1       | 43            | 4.11           | \$310        |
|  | PT3072-ADK     |                 | 30 x 72 x 16-26                |            | 41         | 3.00         | 1       | 45            | 4.11           | \$380        |
|  | PT3072-AD      |                 | 30 x 72 x 22-32                |            | 41         | 3.00         | 1       | 45            | 4.11           | \$380        |
|  | PT3096-PL      |                 | 30 x 96 x 29                   | <i>qs</i>  | 49         | 3.00         | 1       | 55            | 5.44           | \$400        |
|  | PT3096-ADK     |                 | 30 x 96 x 16-26                |            | 51         | 3.00         | 1       | 57            | 5.44           | \$470        |
| PT3096-AD  |                | 30 x 96 x 22-32 |                                | 51         | 3.00       | 1            | 57      | 5.44          | \$470          |              |
| <br><b>Round</b>              | PT60RD-PL      |                 | 60 dia x 29                    | <i>qs</i>  | 57         | 4.00         | 1       | 62            | 9.78           | \$560        |
| <br><b>Game</b>               | PT3636-PL      | <i>gb, p</i>    | 36 x 36 x 29                   |            | 27         |              | 1       | 30            |                | \$210        |
| <b>Parts</b>   | PT-CLIP        |                 | Skirting Clip (144/box)        |            | 2          |              | 144     | 3             |                | \$505        |
|  | PT-FEET-RECTBL |                 | POLYlite Feet - Banquet Tables |            | 2          |              | 100     | 3             |                | \$125        |
|  | PT-FEET-60RD   |                 | POLYlite Feet - Round Tables   |            | 2          |              | 100     | 3             |                | \$125        |
| <br><b>POLYbrite® Banquet</b> | PB3060-PB      |                 | 30 x 60 x 29                   |            | 34         | 3.00         | 1       | 38            | 3.34           | \$340        |
|  | PB3060-PBAD    |                 | 30 x 60 x 22-32                |            | 36         | 3.00         | 1       | 40            | 3.34           | \$410        |
|  | PB3060-PBADK   |                 | 30 x 60 x 16-26                |            | 36         | 3.00         | 1       | 40            | 3.34           | \$410        |
|  | PB3072-PB      |                 | 30 x 72 x 29                   |            | 39         | 3.00         | 1       | 43            | 4.11           | \$350        |
|  | PB3072-PBAD    |                 | 30 x 72 x 22-32                |            | 41         | 3.00         | 1       | 45            | 4.11           | \$420        |
|  | PB3072-PBADK   |                 | 30 x 72 x 16-26                |            | 41         | 3.00         | 1       | 45            | 4.11           | \$420        |

*qs - Gray Granite (Black Legs), Ships within 1-2 weeks A.R.O.*

*gb - Gray Granite (Black Legs) Only*

*p - Independent pedestal-style folding legs*



portable.<sup>™</sup>  
stackable.  
storable.



## RESILIENT BRANDS 7700 Series Lightweight Plastic Tables

**PLEASE SPECIFY**

|                          |                              |
|--------------------------|------------------------------|
| <b>7700 Series Color</b> | White (Gray Hammertone Legs) |
| <b>Order Quantity</b>    | Minimum 2 each by size       |

- Durable high-density polyethylene top
- 16-gauge 1-1/8" unitized steel frame
- Powder coated Gravity-Lock steel legs
- Non-marring floor glides



| STYLE   | MODEL # | SPECIAL NOTES | SIZE (W" x L" x H") | QUICK SHIP | WGHT (LBS) | STORED DEPTH | CTN QTY | CTN WGT (LBS) | CTN CUBE (FT3) | -LIST PRICE- |
|---|---------|---------------|---------------------|------------|------------|--------------|---------|---------------|----------------|--------------|
| <b>Banquet</b><br> | RS3072  |               | 30 x 72 x 29        |            | 38         | 1.78         | 1       | 44            | 5.30           | \$169        |
|   | RS3096  |               | 30 x 96 x 29        |            | 52         | 1.78         | 1       | 58            | 5.30           | \$232        |
| <b>Round</b><br>   | RS60RD  |               | 60 dia x 29         |            | 58         | 1.78         | 1       | 78            | 5.63           | \$299        |
|   | RS71RD  |               | 71 dia x 29         |            | 65         | 1.78         | 1       | 85            | 8.64           | \$400        |


## RESILIENT C5000 Plastic Folding Chair



**PLEASE SPECIFY**


|                       |  |
|-----------------------|--|
| <b>Order Quantity</b> | Minimum 4 cartons for standard colors. |
|-----------------------|--|

- Contoured seat & back
- 16-gauge 1-1/8" powder coated steel tubing
- Injection molded polyethylene foot caps are non-marring
- Built-in handle

| STYLE   | MODEL #     | SPECIAL NOTES | COLOR                   | QUICK SHIP | WGHT (LBS) | STORED DEPTH | CTN QTY | CTN WGT (LBS) | CTN CUBE (FT3) | -LIST PRICE- |
|---|-------------|---------------|-------------------------|------------|------------|--------------|---------|---------------|----------------|--------------|
|  | C5000WH-GH  |               | White / Gray Hammertone |            | 12         | 5.00         | 4       | 50            | 5.45           | \$66         |
|   | C5000-FEET  |               |                         | 1          | 100        |              | 1       | \$52          |                |              |
|   | C5000-SPLUG |               |                         | 1          | 100        |              | 1       | \$52          |                |              |



portable.™  
stackable.  
storable.



## REVOLUTION Reception Tables

**PLEASE SPECIFY**

|                                 |   |
|---------------------------------|---|
| <b>Product Code</b>             | REV(size)(shape)MXIC(laminate)-(base)<br>(height)(base finish)  |
| <b>Column &amp; Base Finish</b> | Brushed Aluminum X-Base w/ Chrome Column (BA) standard. Available in all Chrome (CH), or Black (BL). Trumpet-Style base also available. |
| <b>Order Quantity</b>           | Minimum 6 each by size, color, and options  |

- Lightweight Composite Table Top Core
- Poured Urethane MAXX Edge™ prevents food and bacteria collection
- Knock-down design stores compactly
- Wilsonart® high-pressure laminate surface




Watch our demo video!

| STYLE                              | MODEL #                     | SPEC NOTES | SIZE (W" x L" x H") | QUICK SHIP | WGHT (LBS) | STORED DEPTH | CTN QTY | CTN WGT (LBS) | CTN CUBE (FT3) | -LIST PRICE- |
|------------------------------------|-----------------------------|------------|---------------------|------------|------------|--------------|---------|---------------|----------------|--------------|
| <b>24" Round</b><br>               | REV24RDMXIC###-#D##         |            | 24 dia x 30         |            | 15         | 1.13         | 1       | 22            | 5.01           | \$510        |
|                                    | REV24RDMXIC###-#B##         |            | 24 dia x 42         |            | 16         | 1.13         | 1       | 23            | 5.01           | \$535        |
|                                    | REV24RDMXIC###-#A##         | <i>adj</i> | 24 dia x adj        |            | 16         | 1.13         | 1       | 23            | 5.01           | \$570        |
| <b>30" Round</b><br>               | REV30RDMXIC###-#D##         |            | 30 dia x 30         |            | 17         | 1.13         | 1       | 24            | 5.01           | \$540        |
|                                    | REV30RDMXIC###-#B##         |            | 30 dia x 42         |            | 18         | 1.13         | 1       | 25            | 5.01           | \$565        |
|                                    | REV30RDMXIC###-#A##         | <i>adj</i> | 30 dia x adj        |            | 18         | 1.13         | 1       | 25            | 5.01           | \$600        |
| <b>36" Round</b><br>               | REV36RDMXIC###-#D##         |            | 36 dia x 30         |            | 20         | 1.13         | 1       | 27            | 5.01           | \$610        |
|                                    | REV36RDMXIC###-#B##         |            | 36 dia x 42         |            | 21         | 1.13         | 1       | 28            | 5.01           | \$635        |
|                                    | REV36RDMXIC###-#A##         | <i>adj</i> | 36 dia x adj        |            | 21         | 1.13         | 1       | 28            | 5.01           | \$670        |
| <b>+ Laminate Grade</b>            | See Laminate Guide - Page 3 |            | Wilsonart Standard  |            |            |              |         |               |                | \$-          |
|                                    | See Laminate Guide - Page 3 |            | Wilsonart Premium   |            |            |              |         |               |                | \$25         |
|                                    | See Laminate Guide - Page 3 |            | Wilsonart HD        |            |            |              |         |               |                | \$75         |
|                                    | LOGO                        |            | Custom Logo         |            |            |              |         |               |                | \$310        |
| <b>+ Base &amp; Finish</b><br><br> | X_BA                        | <i>xba</i> | Brushed X-Base      |            |            |              |         |               |                | \$-          |
|                                    | X_CH                        |            | Chrome X-Base       |            |            |              |         |               |                | \$15         |
|                                    | X_BL                        |            | Black X-Base        |            |            |              |         |               |                | \$25         |
|                                    | T_CH                        |            | Chrome Trumpet      |            | 4          |              |         | 4             |                | \$125        |
|                                    | T_BL                        |            | Black Trumpet       |            | 4          |              |         | 4             |                | \$125        |

*xba - Chrome Column with Brushed Aluminum Base*

*adj - Adjustable Height Columns only available in Chrome (do not specify black base)*




# REVOLUTION Reception Table Sets

**PLEASE SPECIFY**

|                                 |   |
|---------------------------------|---|
| <b>Product Code</b>             | Use "Tops" Model # as base. Add Laminate Grade and Base Codes to replace ###.   |
| <b>Column &amp; Base Finish</b> | Brushed Aluminum X-Base w/ Chrome Column (BA) standard. Available in all Chrome (CH), or Black (BL). Trumpet-Style base also available. |
| <b>Order Quantity</b>           | Minimum 1 each  |

- Complete self-contained unit
- Revolution IC Packages contain complete 20 Bistro Height Tables plus 20 Dining Height Columns
- Knock-down design stores compactly
- Assortment of Tops and Bases to choose from



Watch our demo video!

**Full Packages (20 Tables, 20 Bases, 40 Columns)**

| STYLE                   | MODEL #                     | SPECIAL NOTES | SIZE (W" x L" x H") | QUICK SHIP | WGHT (LBS) | STORED DEPTH | CTN QTY | CTN WGT (LBS) | CTN CUBE (FT3) | -LIST PRICE- |
|-------------------------|-----------------------------|---------------|---------------------|------------|------------|--------------|---------|---------------|----------------|--------------|
| <b>Tops</b>             | REVPKG24RDMXBIC###-###      |               | 24" dia x 30/42"    |            | 513        | 45.00        | 1       | 803           | 57.72          | \$12,300     |
|                         | REVPKG30RDMXBIC###-###      |               | 30" dia x 30/42"    |            | 553        | 45.00        | 1       | 843           | 57.72          | \$12,800     |
|                         | REVPKG36RDMXBIC###-###      |               | 36" dia x 30/42"    |            | 613        | 45.00        | 1       | 903           | 57.72          | \$14,100     |
|                         | REVMIX2430RDMXBIC###-###    | mix           | 24/30" dia x 30/42" |            | 553        | 45.00        | 1       | 843           | 57.72          | \$12,500     |
|                         | REVMIX2436RDMXBIC###-###    | mix           | 24/36" dia x 30/42" |            | 613        | 45.00        | 1       | 903           | 57.72          | \$13,200     |
|                         | REVMIX3036RDMXBIC###-###    | mix           | 30/36" dia x 30/42" |            | 613        | 45.00        | 1       | 903           | 57.72          | \$13,400     |
| <b>+ Laminate Grade</b> | See Laminate Guide - Page 3 |               | Wilsonart Standard  |            |            |              |         |               |                | \$-          |
|                         | See Laminate Guide - Page 3 |               | Wilsonart Premium   |            |            |              |         |               |                | \$500        |
|                         | See Laminate Guide - Page 3 |               | Wilsonart HD        |            |            |              |         |               |                | \$1,500      |
|                         | LOGO                        |               | Custom Logo         |            |            |              |         |               |                | \$6,200      |
| <b>+ Bases</b>          | XBA                         | xba           | Brushed X-Base      |            |            |              |         |               |                | \$-          |
|                         | XCH                         |               | Chrome X-Base       |            |            |              |         |               |                | \$300        |
|                         | XBL                         |               | Black X-Base        |            |            |              |         |               |                | \$500        |
|                         | TCH                         |               | Chrome Trumpet      |            | 80         |              |         | 80            |                | \$2,500      |
|                         | TBL                         |               | Black Trumpet       |            | 80         |              |         | 80            |                | \$2,500      |

**Half Packages (10 Tables, 10 Bases, 20 Columns)**

| STYLE                   | MODEL #                     | SPECIAL NOTES | SIZE (W" x L" x H") | QUICK SHIP | WGHT (LBS) | STORED DEPTH | CTN QTY | CTN WGT (LBS) | CTN CUBE (FT3) | -LIST PRICE- |
|-------------------------|-----------------------------|---------------|---------------------|------------|------------|--------------|---------|---------------|----------------|--------------|
| <b>Tops</b>             | REVHPK24RDMXBIC###-###      |               | 24" dia x 30/42"    |            | 329        | 45.00        | 1       | 519           | 57.72          | \$7,200      |
|                         | REVHPK30RDMXBIC###-###      |               | 30" dia x 30/42"    |            | 349        | 45.00        | 1       | 539           | 57.72          | \$7,500      |
|                         | REVHPK36RDMXBIC###-###      |               | 36" dia x 30/42"    |            | 379        | 45.00        | 1       | 569           | 57.72          | \$8,100      |
| <b>+ Laminate Grade</b> | See Laminate Guide - Page 3 |               | Wilsonart Standard  |            |            |              |         |               |                | \$-          |
|                         | See Laminate Guide - Page 3 |               | Wilsonart Premium   |            |            |              |         |               |                | \$250        |
|                         | See Laminate Guide - Page 3 |               | Wilsonart HD        |            |            |              |         |               |                | \$750        |
|                         | LOGO                        |               | Custom Logo         |            |            |              |         |               |                | \$3,100      |
| <b>+ Bases</b>          | XBA                         | xba           | Brushed X-Base      |            |            |              |         |               |                | \$-          |
|                         | XCH                         |               | Chrome X-Base       |            |            |              |         |               |                | \$150        |
|                         | XBL                         |               | Black X-Base        |            |            |              |         |               |                | \$250        |
|                         | TCH                         |               | Chrome Trumpet      |            |            |              |         |               |                | \$1,250      |
|                         | TBL                         |               | Black Trumpet       |            |            |              |         |               |                | \$1,250      |

mix - Mixed Pack contains (10) of each top plus matching bases  
 xba - Chrome Column with Brushed Aluminum Base



portable.<sup>™</sup>  
stackable.  
storable.



## ROLLERS Portable Reception Tables

**PLEASE SPECIFY**

|                       |  |
|-----------------------|--|
| <b>Product Code</b>   | REV(size)(shape)MX(laminate)-R(height)<br>(base finish)C3                                    |
| <b>Base Finish</b>    | Standard finishes include Beige (WBE), Black (FBL), Neutral (NEL), and Silver Metallic (STD) |
| <b>Height</b>         | Available in Dining (D), Bistro (B), and Gas-Assisted adjustable height (A)                  |
| <b>Casters</b>        | 3" Locking (C3) standard   |
| <b>Order Quantity</b> | Minimum 6 each by size, color, and options   |

- Positive-locking flip-top secures table top vertically and horizontally
- Nesting base allows for extra-compact storage
- Poured Urethane MAXX Edge<sup>™</sup> prevents food and bacteria collection
- Lightweight Composite Table Top Core
- High-pressure laminate surface



Watch our demo video!

| STYLE | MODEL #              | SPECIAL NOTES | SIZE (W" x L" x H") | QUICK SHIP | WGHT (LBS) | STORED DEPTH | CTN QTY | CTN WGT (LBS) | CTN CUBE (FT3) | -LIST PRICE- |
|-------|----------------------|---------------|---------------------|------------|------------|--------------|---------|---------------|----------------|--------------|
|       | REV30RDMX###-RD###C3 |               | 30 dia x 32         |            | 48         |              | 1       | 58            |                | \$1,000      |
|       | REV30RDMX###-RB###C3 |               | 30 dia x 42         |            | 51         |              | 1       | 61            |                | \$1,080      |
|       | REV30RDMX###-RA###C3 |               | 30 dia x 32-42      |            | 53         |              | 1       | 63            |                | \$1,400      |
|       | REV36RDMX###-RD###C3 |               | 36 dia x 32         |            | 51         |              | 1       | 61            |                | \$1,100      |
|       | REV36RDMX###-RB###C3 |               | 36 dia x 42         |            | 54         |              | 1       | 64            |                | \$1,180      |
|       | REV36RDMX###-RA###C3 |               | 36 dia x 32-42      |            | 56         |              | 1       | 66            |                | \$1,500      |



portable.<sup>™</sup>  
stackable.  
storable.

## PREMIERE SERIES Reception Tables

| PLEASE SPECIFY                  |  |
|---------------------------------|--|
| <b>Product Code</b>             | Type-size+shape-(laminate)-plate-base-height-finish  |
| <b>Height</b>                   | Available in Dining (D), Bistro (B), and Adjustable height (AD)                                      |
| <b>Base</b>                     | X Base standard. Available with Trumpet-style base.  |
| <b>Column &amp; Base Finish</b> | Brushed Aluminum Base w/ Chrome Column (BRAL) standard. Available in all Chrome (CH), or Black (BL). |
| <b>Order Quantity</b>           | Minimum 6 each by size, color, and options   |

- Knock-down design stores compactly
- Assortment of Tops and Bases to choose from



| STYLE        | MODEL #     | SERIES                  | SIZE (W" x L" x H") | QUICK SHIP | WGHT (LBS) | STORED DEPTH | CTN QTY | CTN WGT (LBS) | CTN CUBE (FT3) | -LIST PRICE- |
|--------------|-------------|-------------------------|---------------------|------------|------------|--------------|---------|---------------|----------------|--------------|
| 24" Round    | HO24DI-SK   | 200 Series              | 24 dia x 30         | qs         | 17         | 3.50         | 1       | 18            | 1.17           | \$230        |
|              | LS3024RD    | Classic Series Laminate | 24 dia x 30         |            | 17         | 3.50         | 1       | 18            | 1.17           | \$310        |
|              | LS3024RDMX  | MAXX Edge               | 24 dia x 30         |            | 19         | 3.50         | 1       | 20            | 1.17           | \$370        |
| 30" Round    | HO30DI-SK   | 200 Series              | 30 dia x 30         | qs         | 22         | 3.50         | 1       | 23            | 1.82           | \$240        |
|              | B30RD-SK    | Classic Series ABS      | 30 dia x 30         |            | 22         | 3.50         | 1       | 23            | 1.82           | \$370        |
|              | LS3030RD    | Classic Series Laminate | 30 dia x 30         | qs         | 22         | 3.50         | 1       | 23            | 1.82           | \$320        |
|              | LS3030RDMX  | MAXX Edge               | 30 dia x 30         |            | 25         | 3.50         | 1       | 26            | 1.82           | \$380        |
| 36" Round    | HO36DI-SK   | 200 Series              | 36 dia x 30         | qs         | 25         | 3.50         | 1       | 28            | 2.63           | \$270        |
|              | B36RD-SK    | Classic Series ABS      | 36 dia x 30         |            | 25         | 3.50         | 1       | 28            | 2.63           | \$390        |
|              | LS3036RD    | Classic Series Laminate | 36 dia x 30         | qs         | 30         | 3.50         | 1       | 33            | 2.63           | \$340        |
|              | LS3036RDMX  | MAXX Edge               | 36 dia x 30         |            | 32         | 3.50         | 1       | 35            | 2.63           | \$400        |
| 24" Square   | LS302424SQ  | Classic Series Laminate | 24 x 24 x 30        |            | 19         | 3.50         | 1       | 20            | 1.17           | \$320        |
| 30" Square   | HO3030SQ-SK | 200 Series              | 30 x 30 x 30        | qs         | 25         | 3.50         | 1       | 26            | 1.82           | \$260        |
|              | LS303030SQ  | Classic Series Laminate | 30 x 30 x 30        |            | 25         | 3.50         | 1       | 26            | 1.82           | \$330        |
| 36" Square   | HO3636SQ-SK | 200 Series              | 36 x 36 x 30        | qs         | 28         | 3.50         | 1       | 31            | 2.63           | \$290        |
|              | LS303636SQ  | Classic Series Laminate | 36 x 36 x 30        |            | 35         | 3.50         | 1       | 38            | 2.63           | \$350        |
| 30" Triangle | HOTRI30-SK  | 200 Series              | 30 x 30 x 30        |            | 23         | 3.50         | 1       | 24            | 1.82           | \$260        |
| 36" Triangle | HOTRI36-SK  | 200 Series              | 36 x 36 x 30        |            | 26         | 3.50         | 1       | 29            | 2.63           | \$290        |

| STYLE                                  | MODEL #                     | SPEC NOTES | SIZE (W" x L" x H") | QUICK SHIP | WGHT (LBS) | STORED DEPTH | CTN QTY | CTN WGT (LBS) | CTN CUBE (FT3) | -LIST PRICE- |
|--|-----------------------------|------------|---------------------|------------|------------|--------------|---------|---------------|----------------|--------------|
| + Laminate Grade (for Laminate Tables) | See Laminate Guide - Page 3 |            | Wilsonart Standard  |            |            |              |         |               |                | \$-          |
|  | See Laminate Guide - Page 3 |            | Wilsonart Premium   |            |            |              |         |               |                | \$25         |
|  | See Laminate Guide - Page 3 |            | Wilsonart HD        |            |            |              |         |               |                | \$75         |
|  | LOGO                        |            | Custom Logo         |            |            |              |         |               |                | \$310        |
| + Height                               | D                           |            | Dining Height       |            |            |              |         |               |                | \$-          |
|  | B                           |            | Bistro Height       |            |            |              |         |               |                | \$25         |
|  | A                           | adj        | Adjustable Height   |            |            |              |         |               |                | \$60         |
| + Base & Finish                        | X_BA                        | xba        | Brushed X-Base      |            |            |              |         |               |                | \$-          |
|  | X_CH                        |            | Chrome X-Base       |            |            |              |         |               |                | \$15         |
|  | X_BL                        |            | Black X-Base        |            |            |              |         |               |                | \$25         |
|  | T_CH                        |            | Chrome Trumpet      |            | 4          |              |         | 4             |                | \$125        |
|  | T_BL                        |            | Black Trumpet       |            | 4          |              |         | 4             |                | \$125        |

xba - Chrome Column with Brushed Aluminum Base

adj - Adjustable Height Columns only available in Chrome (do not specify black base)



# PREMIERE SERIES Reception Table Sets

| PLEASE SPECIFY                  |   |
|---------------------------------|---|
| <b>Product Code</b>             | Use "Tops" Model # as base. Add Laminate Grade (when applicable) and Base Codes to replace ###.   |
| <b>Column &amp; Base Finish</b> | Brushed Aluminum X-Base w/ Chrome Column (BA) standard. Available in all Chrome (CH), or Black (BL). Trumpet-Style base also available. |
| <b>Order Quantity</b>           | Minimum 1 each  |

- Complete self-contained unit
- 30" Sets contain complete 10 Bistro Height Tables plus 10 Dining Height Columns
- 36" Sets contain complete 12 Bistro Height Tables plus 12 Dining Height Columns
- Knock-down design stores compactly
- Assortment of Tops and Bases to choose from



## 30" Packages (10 Tables, 10 Bases, 20 Columns)

| STYLE                   | MODEL #                     | SPECIAL NOTES | SIZE (W" x L" x H")           | QUICK SHIP | WGHT (LBS) | STORED DEPTH | CTN QTY | CTN WGT (LBS) | CTN CUBE (FT3) | -LIST PRICE- |
|-------------------------|-----------------------------|---------------|-------------------------------|------------|------------|--------------|---------|---------------|----------------|--------------|
| <b>Tops</b>             | RECPKG-100-30RD-CCT-###     |               | 100 Series 30" dia x 30/42"   |            | 444        | 32.00        | 1       | 614           | 48.67          | \$4,200      |
|                         | RECPKG-100-30SQ-CCT-###     |               | 100 Series 30" x 30" x 30/42" |            | 474        | 32.00        | 1       | 644           | 48.67          | \$4,400      |
|                         | RECPKG-HO-30RD-CCT-###      |               | 200 Series 30" dia x 30/42"   |            | 454        | 32.00        | 1       | 588           | 48.67          | \$4,200      |
|                         | RECPKG-HO-30SQ-CCT-###      |               | 200 Series 30" x 30" x 30/42" |            | 484        | 32.00        | 1       | 618           | 48.67          | \$4,400      |
|                         | RECPKG-B-30RD-CCT-###       |               | ABS 30" dia x 30/42"          |            | 454        | 32.00        | 1       | 588           | 48.67          | \$5,400      |
|                         | RECPKG-LS-30RD-CCT-###-###  |               | Laminate 30" dia x 30/42"     |            | 454        | 32.00        | 1       | 588           | 48.67          | \$4,900      |
|                         | RECPKG-LS-30SQ-CCT-###-###  |               | Laminate 30" x 30" x 30/42"   |            | 474        | 32.00        | 1       | 608           | 48.67          | \$5,000      |
|                         | RECPKG-MX-30RD-CCT-###-###  |               | MAXX Edge 30" dia x 30/42"    |            | 484        | 32.00        | 1       | 618           | 48.67          | \$5,500      |
| <b>+ Laminate Grade</b> | See Laminate Guide - Page 3 |               | Wilsonart Standard            |            |            |              |         |               |                | \$-          |
|                         | See Laminate Guide - Page 3 |               | Wilsonart Premium             |            |            |              |         |               |                | \$250        |
|                         | See Laminate Guide - Page 3 |               | Wilsonart HD                  |            |            |              |         |               |                | \$750        |
|                         | LOGO                        |               | Custom Logo                   |            |            |              |         |               |                | \$3,100      |
| <b>+ Bases</b><br>      | XBA                         | xba           | Brushed X-Base                |            |            |              |         |               |                | \$-          |
|                         | XCH                         |               | Chrome X-Base                 |            |            |              |         |               |                | \$150        |
|                         | XBL                         |               | Black X-Base                  |            |            |              |         |               |                | \$250        |
|                         | TCH                         |               | Chrome Trumpet                | 40         |            |              | 40      |               |                | \$1,250      |
|                         | TBL                         |               | Black Trumpet                 | 40         |            |              | 40      |               |                | \$1,250      |

## 36" Packages (12 Tables, 12 Bases, 24 Columns)

| STYLE                   | MODEL #                     | SPECIAL NOTES | SIZE (W" x L" x H")           | QUICK SHIP | WGHT (LBS) | STORED DEPTH | CTN QTY | CTN WGT (LBS) | CTN CUBE (FT3) | -LIST PRICE- |
|-------------------------|-----------------------------|---------------|-------------------------------|------------|------------|--------------|---------|---------------|----------------|--------------|
| <b>Tops</b>             | RECPKG-100-36RD-CCT-###     |               | 100 Series 36" dia x 30/42"   |            | 558.8      | 43.00        | 1       | 745           | 48.67          | \$5,300      |
|                         | RECPKG-100-36SQ-CCT-###     |               | 100 Series 36" x 36" x 30/42" |            | 594.8      | 43.00        | 1       | 781           | 48.67          | \$5,500      |
|                         | RECPKG-HO-36RD-CCT-###      |               | 200 Series 36" dia x 30/42"   |            | 570.8      | 43.00        | 1       | 731           | 48.67          | \$5,300      |
|                         | RECPKG-HO-36SQ-CCT-###      |               | 200 Series 36" x 36" x 30/42" |            | 606.8      | 43.00        | 1       | 767           | 48.67          | \$5,500      |
|                         | RECPKG-B-36RD-CCT-###       |               | ABS 36" dia x 30/42"          |            | 570.8      | 43.00        | 1       | 731           | 48.67          | \$6,600      |
|                         | RECPKG-LS-36RD-CCT-###-###  |               | Laminate 36" dia x 30/42"     |            | 630.8      | 43.00        | 1       | 791           | 48.67          | \$6,100      |
|                         | RECPKG-LS-36SQ-CCT-###-###  |               | Laminate 36" x 36" x 30/42"   |            | 690.8      | 43.00        | 1       | 851           | 48.67          | \$6,200      |
|                         | RECPKG-MX-36RD-CCT-###-###  |               | MAXX Edge 36" dia x 30/42"    |            | 654.8      | 43.00        | 1       | 815           | 48.67          | \$6,700      |
| <b>+ Laminate Grade</b> | See Laminate Guide - Page 3 |               | Wilsonart Standard            |            |            |              |         |               |                | \$-          |
|                         | See Laminate Guide - Page 3 |               | Wilsonart Premium             |            |            |              |         |               |                | \$300        |
|                         | See Laminate Guide - Page 3 |               | Wilsonart HD                  |            |            |              |         |               |                | \$900        |
|                         | LOGO                        |               | Custom Logo                   |            |            |              |         |               |                | \$3,720      |
| <b>+ Bases</b><br>      | XBA                         | xba           | Brushed X-Base                |            |            |              |         |               |                | \$-          |
|                         | XCH                         |               | Chrome X-Base                 |            |            |              |         |               |                | \$180        |
|                         | XBL                         |               | Black X-Base                  |            |            |              |         |               |                | \$300        |
|                         | TCH                         |               | Chrome Trumpet                | 48         |            |              | 48      |               |                | \$1,500      |
|                         | TBL                         |               | Black Trumpet                 | 48         |            |              | 48      |               |                | \$1,500      |

xba - Chrome Column with Brushed Aluminum Base



portable.<sup>™</sup>  
stackable.  
storable.



## PREMIERCOMFORT Banquet Seating






**PLEASE SPECIFY**

|                       |   |
|-----------------------|---|
| <b>Product Code</b>   | Frame-Finish-Seat-Pattern-Color   |
| <b>Frame</b>          | Silhouette (PC-142), Round (PC-102), or Crown (PC-126)                                      |
| <b>Finish</b>         | Gold (SG), Rosewood (RW), Silvervein (SV), or Black (BL)                                    |
| <b>Seat</b>           | Waterfall (W) or Box (B)  |
| <b>Pattern</b>        | Choices Below   |
| <b>Color</b>          | Please contact us for details or visit <a href="http://www.absecon.com">www.absecon.com</a> |
| <b>Order Quantity</b> | Minimum 75 chairs, some patterns 24 chairs  |

- Strong 7/8" 18 gauge steel frame
- Stainless steel capped glides prevent rust
- Available in a wide variety of Absecon fabrics
- Stack 10 high



Watch our demo video!

| STYLE  | MODEL #     | SPECIAL NOTES | OPTIONS (FINISH, SEAT, PATTERN, COLOR) | QUICK SHIP | WGHT (LBS) | STORED DEPTH | CTN QTY | CTN WGT (LBS) | CTN CUBE (FT3) | -LIST PRICE- |
|--|-------------|---------------|--|------------|------------|--------------|---------|---------------|----------------|--------------|
| <b>Silhouette Frame Style</b><br> | PC-142      |               | Specify                                |            | 18         | 24.00        | 40      | 690           | 129.40         | \$205        |
| <b>Round Frame Style</b><br>     | PC-102      |               | Specify                                |            | 18         | 24.00        | 40      | 690           | 129.40         | \$205        |
| <b>Crown Frame Style</b><br>    | PC-126      |               | Specify                                |            | 18         | 24.00        | 40      | 690           | 129.40         | \$205        |
| <b>4-Wheel Dolly</b><br>        | HD-BCD-4W   |               |  |            | 50         |              |         |               | 35.43          | \$1,150      |
| <b>2-Wheel Dolly</b><br>        | HD-BCD-2W   |               |  |            | 32         |              |         |               | 17.19          | \$890        |
| <b>Chair Ganging</b>   | BQT-GANG    |               |  |            |            |              |         |               |                | \$15         |
| <b>Banquet Chair Feet - Steel</b>  | PC-FT-STEEL |               | n/a                                    |            |            |              | 48.00   |               |                | \$125        |

| FRAME FINISH | MODEL # | -LIST PRICE- |
|--------------|---------|--------------|
| Silvervein   | SV      | 0.00         |
| Black        | BL      | 0.00         |
| Rosewood     | RW      | 0.00         |
| Gold         | SG      | 0.00         |

| SEAT      | MODEL # | -LIST PRICE- |
|-----------|---------|--------------|
| Waterfall | W       | 0.00         |
| Box       | B       | 0.00         |

| TREATMENT        | MODEL #     | SPECIAL NOTES | -LIST PRICE- |
|------------------|-------------|---------------|--------------|
| Crypton®         | CRYPTON     | <i>n</i>      | 25.00        |
| Teflon®          | TEFLON      |               | 15.00        |
| BlazeGard®       | BLAZEGARD   |               | 50.00        |
| GreenShield®     | GREENSHIELD |               | 15.00        |
| Stainless Steel® | STAINLESS   | <i>n</i>      | 25.00        |
| HealthGard®      | HEALTHGARD  | 500           | 2.00         |

*n - Non-olefin fabrics only, see fabric list  
500 - 500 chair minimum*



portable.<sup>™</sup>  
stackable.  
storable.

# PREMIERCOMFORT Seating Fabric Choices

| PATTERN TIER                 | MODEL #    | SPEC NOTES | LIST PRICE 24-74 | LIST PRICE 75+ |
|------------------------------|------------|------------|------------------|----------------|
| Tier 3                       | Cisco      |            | n/a              | 0.00           |
|                              | Palermo    |            | n/a              |                |
|                              | Pandora    |            | n/a              |                |
|                              | Prima      |            | n/a              |                |
|                              | Tasket     |            | n/a              |                |
| Tier 4                       | Del Mar    | <i>n</i>   | 17.00            | 5.00           |
|                              | Icon       | <i>n</i>   | 17.00            |                |
|                              | Sherpa     |            | 15.00            |                |
|                              | Shire      |            | 15.00            |                |
| Tier 5                       | Crane      | <i>n</i>   | n/a              | 10.00          |
|                              | Estate     |            | n/a              |                |
|                              | Hewitt     |            | 22.00            |                |
| Tier 6                       | Ashley     |            | 32.00            | 15.00          |
|                              | Backstage  |            | n/a              |                |
|                              | Box Office |            | n/a              |                |
|                              | Calista    | <i>n</i>   | 30.00            |                |
|                              | Catwalk    |            | n/a              |                |
|                              | Cork       | <i>n</i>   | n/a              |                |
|                              | Delano     |            | 38.00            |                |
|                              | Elegance   |            | n/a              |                |
|                              | Faith      | <i>n</i>   | n/a              |                |
|                              | Fandango   |            | 32.00            |                |
|                              | Fanfare    |            | n/a              |                |
|                              | Kinetic    |            | n/a              |                |
|                              | Fortitude  | <i>n</i>   | n/a              |                |
|                              | Mission    | <i>n</i>   | n/a              |                |
|                              | Praise     | <i>n</i>   | n/a              |                |
| Best of the Basics           | Bastille   |            | n/a              | 10.00          |
|                              | Foundation |            | 22.00            |                |
|                              | Glory      |            | n/a              |                |
|                              | Murios     |            | 22.00            |                |
|                              | Primary    |            | 22.00            |                |
| Best of Grade A              | Duet       |            | 22.00            | 10.00          |
|                              | Ensemble   |            | 22.00            |                |
|                              | Monument   |            | n/a              |                |
|                              | Quartet    |            | 22.00            |                |
|                              | Solo       |            | n/a              |                |
|                              | Trio       |            | 20.00            |                |
| Earthly Treasures Collection | Craze      | <i>n</i>   | 30.00            | 15.00          |
|                              | Escapade   | <i>n</i>   | n/a              |                |
|                              | Fling      | <i>n</i>   | 30.00            |                |
|                              | Frolic     | <i>n</i>   | 30.00            |                |
|                              | Rhumba     | <i>n</i>   | 30.00            |                |
|                              | Runway     | <i>n</i>   | 30.00            |                |
|                              | Shindig    | <i>n</i>   | 30.00            |                |
| Cantara I Collection         | Bliss      | <i>n</i>   | 35.00            | 15.00          |
|                              | Dovetail   | <i>n</i>   | 35.00            |                |
|                              | Kudos      | <i>n</i>   | 35.00            |                |
|                              | Mandalay   | <i>n</i>   | 35.00            |                |
| Everlast Collection          | Audra      | <i>n</i>   | 38.00            | 15.00          |
|                              | Bedelia    | <i>n</i>   | 38.00            |                |
|                              | Britta     | <i>n</i>   | 30.00            |                |

| PATTERN TIER                            | MODEL #      | SPEC NOTES | LIST PRICE 24-74 | LIST PRICE 75+ |
|---|--------------|------------|------------------|----------------|
| Everlast Collection, ctd.               | Crista       |            | n/a              | 15.00          |
|   | Mirabel      | <i>n</i>   | 38.00            |                |
| Everlast 2 Collection                   | Bloom        | <i>n</i>   | n/a              | 15.00          |
|   | Caravan      | <i>n</i>   | n/a              |                |
|   | Entrada      | <i>n</i>   | n/a              |                |
|   | Quirk        | <i>n</i>   | n/a              |                |
| Bits and Pieces Collection              | Avenue       |            | n/a              | 15.00          |
|   | Paragon      | <i>n</i>   | n/a              |                |
|   | Veer         |            | n/a              |                |
|   | Whirligig    | <i>n</i>   | n/a              |                |
| Amenities Collection                    | Allure       | <i>n</i>   | 50.00            | 25.00          |
|   | Parlour      | <i>n</i>   | 50.00            |                |
|   | Starlet      | <i>n</i>   | 50.00            |                |
|   | Tartaine     | <i>n</i>   | 50.00            |                |
| Retrospective Collection w/ GreenShield | Versa        | <i>n</i>   | 50.00            | 28.00          |
|   | Backgammon   |            | n/a              |                |
|   | Branchport   |            | n/a              |                |
|   | Burbank      |            | n/a              |                |
|   | Fidget       |            | n/a              |                |
|   | Flower Power |            | n/a              |                |
|   | Orsay        |            | n/a              |                |
| Twinkle                                 |              | n/a        |                  |                |
| Presidio Collection w/ Stainless Steel  | Ashbury      |            | 60.00            | 30.00          |
|   | Cirque       |            | 60.00            |                |
|   | Lair         |            | 60.00            |                |
|   | Linea        |            | 60.00            |                |
|   | Prisma       |            | 60.00            |                |
|   | Roundabout   |            | 60.00            |                |
|   | Sidestep     |            | 60.00            |                |
|   | Trapeze      |            | 60.00            |                |
| Portfolio One Collection w/ Crypton     | Flounce      |            | n/a              | 33.00          |
|   | Fuse         |            | n/a              |                |
|   | Gamut        |            | n/a              |                |
|   | Ritz         |            | n/a              |                |
|   | Straightaway |            | n/a              |                |
| Suite Style Collection w/ Crypton       | Trinket      |            | n/a              | 33.00          |
|   | Bandeau      |            | 53.00            |                |
|   | Baskerville  |            | 53.00            |                |
|   | Daktari      |            | 53.00            |                |
|   | Domaine      |            | n/a              |                |
|   | Moxie        |            | 53.00            |                |
|   | Muzak        |            | 53.00            |                |
|   | Plinko       |            | 53.00            |                |
|   | Stargaze     |            | 53.00            |                |
|   | Stryker      |            | n/a              |                |
|   | Tom's Garden |            | 53.00            |                |
|   | TV Land      |            | 53.00            |                |
|   | Twirl        |            | 53.00            |                |
|   | Vignette     |            | 53.00            |                |
| Wanderlust                              |              | 53.00      |                  |                |
| Wilderness                              |              | 53.00      |                  |                |

*n - Non-olefin fabrics*


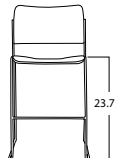
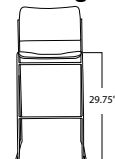


portable.™  
stackable.  
storable.

## Rowland 40/4 Sled Stack Chairs

| PLEASE SPECIFY                |  |
|-------------------------------|--|
| <b>Product Code</b>           | Frame-Frame Finish-Type(-Ganging)-Type Finish-(Glides)   |
| <b>Frame</b>                  | Dining Height (404), Counter Height (404C), or Bar Height (404B)   |
| <b>Frame Finish</b>           | Chrome (CH) or Black (BL)  |
| <b>Type</b>                   | Metal (M), Demi-Glaze® (D), Fabric (F), Wood (W), Hybrid - Wood Back & Fabric Seat (H), or Leather (L)   |
| <b>Metal (M) Color</b>        | Jet (JT), Quartz Grey (QG), Graphite (GP), Beige (BE), Blue (BU) or White (WH) Standard. Other colors available(add \$32 LIST) and are subject to Special Note 200 - contact us for details. |
| <b>Demi-Glaze® (D) Colors</b> | Copper (CO), Candy Red (CRD), Candy Blue (CBU), Black Chrome (BCH), or Candy Teal (CTL). All Demi-Glaze finishes subject to Special Note 200   |
| <b>Wood (W) Finishes</b>      | Light Oak (LOA), Natural Maple (NMA), Medium Walnut (MDW), Medium Oak (MDO), Dark Mahogany (DMH), Colori Ivory (CIV), or Colori Onyx (CON)   |
| <b>Leather (L) Finishes</b>   | Black (BL), Brown (BR), Garnet (GA), Chamois (CM), Concrete (CC), or Smoke (SM)  |
| <b>Chair Ganging (GANG)</b>   | Dining Height Only, add \$75 LIST / chair. Plastic Glides only for ganged chairs.  |
| <b>Glides</b>                 | Plastic Glides Standard. For Non-Marring Felt Glides (404NM) add \$13 LIST / chair   |
| <b>Order Quantity</b>         | Minimum 2 cartons for standard colors. Custom colors - minimum 200 pieces  |

- Strong steel wire frame
- Classic & award-winning chair design
- Available in a wide variety of finishes
- Metal and wood dining height chairs stack 40 high on cart (fabric and leather stack 25 high)

| STYLE  | MODEL #     | SPECIAL NOTES | OPTIONS (TYPE, FINISH, COLOR, BACK, FABRIC) | QUICK SHIP | WGHT (LBS) | STORED DEPTH | CTN QTY | CTN WGT (LBS) | CTN CUBE (FT3) | -LIST PRICE- |
|--|-------------|---------------|---|------------|------------|--------------|---------|---------------|----------------|--------------|
| <b>Dining Height</b><br>  | 404-M       | 200           | Metal, Specify                              |            | 14         | 17.50        | 5       | 79            | 10.33          | \$263        |
|  | 404-D       |               | Demi-Glaze, Specify                         |            | 14         | 17.50        | 5       | 79            | 10.33          | \$415        |
|  | 404-W       |               | Wood, Specify                               |            | 14         | 17.50        | 4       | 65            | 10.33          | \$485        |
|  | 404-F       |               | Fabric, Specify                             |            | 16         | 17.50        | 4       | 73            | 10.33          | \$485        |
|  | 404-H       |               | Hybrid, Specify                             |            | 16         | 17.50        | 4       | 73            | 10.33          | \$485        |
|  | 404-L       |               | Leather, Specify                            |            | 16         | 17.50        | 4       | 73            | 10.33          | \$795        |
| <b>Counter Height</b><br> | 404C-M      | 200           | Metal, Specify                              |            | 16         | 17.50        | 5       | 89            | 14.58          | \$405        |
|  | 404C-D      |               | Demi-Glaze, Specify                         |            | 16         | 17.50        | 5       | 89            | 14.58          | \$525        |
|  | 404C-W      |               | Wood, Specify                               |            | 16         | 17.50        | 4       | 73            | 14.58          | \$595        |
|  | 404C-F      |               | Fabric, Specify                             |            | 18         | 17.50        | 4       | 81            | 14.58          | \$595        |
|  | 404C-L      |               | Leather, Specify                            |            | 18         | 17.50        | 4       | 81            | 14.58          | \$905        |
| <b>Bar Height</b><br>     | 404B-M      | 200           | Metal, Specify                              |            | 20         | 17.50        | 5       | 109           | 14.58          | \$415        |
|  | 404B-D      |               | Demi-Glaze, Specify                         |            | 20         | 17.50        | 5       | 109           | 14.58          | \$545        |
|  | 404B-W      |               | Wood, Specify                               |            | 20         | 17.50        | 4       | 89            | 14.58          | \$605        |
|  | 404B-F      |               | Fabric, Specify                             |            | 22         | 17.50        | 4       | 97            | 14.58          | \$605        |
|  | 404B-L      |               | Leather, Specify                            |            | 22         | 17.50        | 4       | 97            | 14.58          | \$915        |
| <b>Extra Plastic Glides (20 qty)</b>   | 404PGLIDE   |               |   |            |            |              | 20      |               |                | \$125        |
| <b>Extra Felt Glides (20 qty)</b>  | 404NM-GLIDE |               |   |            |            |              | 20      |               |                | \$265        |
| <b>Dolly</b>   | HD-404SD    |               |   |            | 41         |              | 1       |               |                | \$690        |

200 - Orders for under 200 chairs require a \$660 net setup charge



portable.™  
stackable.  
storable.



## PREMIERCOMFORT Sled Stack Chairs

**PLEASE SPECIFY**

|                       |  |
|-----------------------|--|
| <b>Product Code</b>   | Chair Type-Frame Finish-Plastic Color-Back-Fabric (PC501 only) |
| <b>Chair Type</b>     | Plastic Seat (PC500) or Padded Seat (PC501)                    |
| <b>Frame Finish</b>   | Chrome (CH)  |
| <b>Plastic Color</b>  | Black (BL) or Charcoal Gray (CG)                               |
| <b>Back</b>           | Solid (S) or Perforated (P)                                    |
| <b>Fabric</b>         | PC501 only. Black V398-20 Standard.                            |
| <b>Order Quantity</b> | Minimum 4 cartons for standard colors.                         |

- Generous dimensions
- Durable polypropylene seat and back
- Strong 7/16" diameter steel wire frame
- PC500 stacks 30 high / PC501 stacks 25 high on dolly

| STYLE  | MODEL #               | SPECIAL NOTES | OPTIONS (TYPE, FINISH, COLOR, BACK, FABRIC) | QUICK SHIP | WGHT (LBS) | STORED DEPTH | CTN QTY | CTN WGT (LBS) | CTN CUBE (FT3) | -LIST PRICE- |
|--|-----------------------|---------------|---|------------|------------|--------------|---------|---------------|----------------|--------------|
|  | PC500-CH-BL-S         |               | Plastic, Chrome, Black, Solid               |            | 14.3       | 22.75        | 4       | 65            | 11.26          | \$140        |
|  | PC500-CH-BL-P         |               | Plastic, Chrome, Black, Perforated          |            | 14.3       | 22.75        | 4       | 65            | 11.26          | \$140        |
|  | PC501-CH-BL-S-V398-20 |               | Padded, Chrome, Black, Solid, V398-20       |            | 14.3       | 22.75        | 4       | 65            | 11.26          | \$155        |
|  | PC501-CH-BL-P-V398-20 |               | Padded, Chrome, Black, Perforated, V398-20  |            | 14.3       | 22.75        | 4       | 65            | 11.26          | \$155        |
|  | HD-SSD                |               |   |            | 50         |              | 1       |               | 4.14           | \$640        |
| <b>Chair Ganging Clips (Box of 100)</b>                | PC-GANG-T             |               |   |            |            |              | 100     |               |                | \$80         |
| <b>Replacement Translucent Feet (box of 100)</b>       | PC-FT-T               |               |   |            |            |              | 100     |               |                | \$155        |
| <b>Replacement Short Spacer for PC501 (box of 100)</b> | PC-SPACER-SHORT       |               |   |            |            |              | 100     |               |                | \$55         |
| <b>Replacement Long Spacer for PC501 (box of 100)</b>  | PC-SPACER-LONG        |               |   |            |            |              | 100     |               |                | \$80         |



portable.™  
stackable.  
storable.

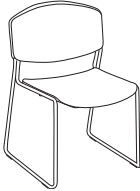
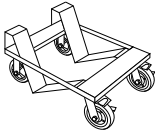
## RESILIENT 2300 Series Stack Chair

**PLEASE SPECIFY**

|                       |  |
|-----------------------|--|
| <b>Frame Finish</b>   | Black (BL)                             |
| <b>Plastic Color</b>  | Black (BL)                             |
| <b>Order Quantity</b> | Minimum 4 cartons for standard colors. |

- 16-gauge 5/8" round powder coated steel tube frame
- Injection molded polyethylene seat and back



| STYLE   | MODEL #     | SPECIAL NOTES | COLOR         | QUICK SHIP | WGHT (LBS) | STORED DEPTH | CTN QTY | CTN WGT (LBS) | CTN CUBE (FT3) | -LIST PRICE- |
|---|-------------|---------------|---------------|------------|------------|--------------|---------|---------------|----------------|--------------|
|                  | 2300BL-BL   |               | Black / Black |            | 14         | 21.50        | 4       | 57            | 11.52          | \$66         |
| <b>Dolly</b><br> | HD-SSD-2300 |               |               |            | 50         | 0.00         | 1       |               | 4.14           | \$640        |




portable.™  
stackable.  
storable.


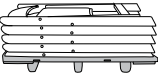


## WEDDING CLASSIC Resin Chairs

**PLEASE SPECIFY**

**Order Quantity** Minimum 4 cartons for standard colors. Custom colors - minimum 300 pieces

- Manufactured with exclusive bi-component molding technology
- Maintenance-free!

| STYLE   | MODEL #            | SPECIAL NOTES | COLOR            | QUICK SHIP | WGHT (LBS) | STORED DEPTH | CTN QTY | CTN WGT (LBS) | CTN CUBE (FT3) | -LIST PRICE-  |
|---|--------------------|---------------|------------------|------------|------------|--------------|---------|---------------|----------------|---------------|
| <b>Wedding Classic</b><br> | C450WH             |               | White            |            | 10         | 2.25         | 5       | 53            | 4.25           | \$76          |
|   | C450BL             |               | Black            |            | 10         | 2.25         | 5       | 53            | 4.25           | \$86          |
| <b>Wedding Classic II</b><br><b>Replacement Seat Pad</b>  | C440WH<br>C450-PAD |               | White<br>Specify |            | 10         | 2.25<br>1.00 | 5<br>25 | 53            | 4.25           | \$78<br>\$400 |

| STYLE   | MODEL #   | CAPACITY  | SIZE (W" x L" x H") | QUICK SHIP     | WGHT (LBS) | SHIPPED DEPTH | CTN WGT (LBS) | VOL (FT3 / UNIT)               | STANDARD CASTER    | -LIST PRICE- |         |
|---|---|-----------|---------------------|----------------|------------|---------------|---------------|--------------------------------|--------------------|--------------|---------|
| <b>Chair Cart</b><br>    | PCC-100   | 25 Chairs | 20 x 46 x 40        |                | 29         |               | 21            | 4" x 1.25" - 2 rigid, 2 swivel |                    | \$590        |         |
|   | PCC-200   | 50 Chairs | 20 x 90 x 40        |                | 50         |               | 42            | 4" x 1.25" - 2 rigid, 2 swivel |                    | \$650        |         |
| <b>Pallet System</b><br> | C450-Pallet   |           |                     |                |            |               | n/a           |                                |                    | \$120        |         |
|   | C450-Pallet-ATC   |           |                     |                |            |               | n/a           |                                |                    | \$120        |         |
|   | C450-COVER  |           |                     |                |            |               | n/a           |                                |                    | \$160        |         |
|   | HD-RATCHET STRAP  |           |                     |                |            |               |               |                                |                    | \$65         |         |
|                          | HD-PME  | 25 Chairs | 29 x 32 x 61        |                | 56         |               | 33            | 8" semi-pneumatic              |                    | \$760        |         |
|   |  | HD-PMD    | 25 Chairs           | 29.5 x 41 x 64 |            | 68            |               | 45                             | 10" semi-pneumatic |              | \$1,050 |
|   |   | HD-ATC    | 25 Chairs           |                |            |               |               |                                | 10" solid urethane |              | \$1,430 |



portable.™  
stackable.  
storable.


## Alloyfold Aluminum Folding Chair

**PLEASE SPECIFY**


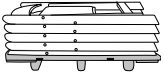


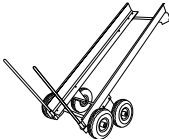
**Order Quantity** Minimum 4 cartons for standard colors. Custom colors - minimum 300 pieces

- Up to 30% lighter than steel frame chairs
- Scratch-resistant anodized aluminum frame
- Stainless steel frame fasteners



| STYLE   | MODEL #              | SPECIAL NOTES | COLOR                    | QUICK SHIP | WGHT (LBS) | STORED DEPTH | CTN QTY   | CTN WGT (LBS) | CTN CUBE (FT3) | -LIST PRICE-  |
|---|----------------------|---------------|--------------------------|------------|------------|--------------|-----------|---------------|----------------|---------------|
| <br>A6 Folding Chair<br><br>A6 Chair Feet<br>A6 Ganging Clip | A6WWH/ACS            |               | Wedding White / Anodized | qs         | 5          | 1.13         | 6         | 34            | 3.23           | \$65          |
|   | A6BL/ACS             |               | Black / Anodized         | qs         | 5          | 1.13         | 6         | 34            | 3.23           | \$65          |
|   | A6-CAPS<br>C600-CLIP |               | Specify                  |            |            |              | 100<br>50 |               |                | \$63<br>\$106 |

*Sold by PS Furniture under license to Alloyfold*

| STYLE  | MODEL #   | CAPACITY       | SIZE (W" x L" x H") | QUICK SHIP | WGHT (LBS) | SHIPPED DEPTH | CTN WGT (LBS) | VOL (FT3 / UNIT)   | STANDARD CASTER                | -LIST PRICE- |
|--|---|----------------|---------------------|------------|------------|---------------|---------------|--------------------|--------------------------------|--------------|
| <br>Chair Cart    | PCC-100   | 50 Chairs      | 20 x 46 x 40        |            | 29         |               |               | 21                 | 4" x 1.25" - 2 rigid, 2 swivel | \$590        |
|  | PCC-200   | 100 Chairs     | 20 x 90 x 40        |            | 50         |               |               | 42                 | 4" x 1.25" - 2 rigid, 2 swivel | \$650        |
| <br>Pallet System | C600-Pallet   | 50 Chairs      |                     |            |            |               | n/a           |                    |                                | \$120        |
|  | C600-COVER  |                |                     |            |            |               | n/a           |                    |                                | \$160        |
|  | HD-RATCHET STRAP  |                |                     |            |            |               |               |                    |                                | \$65         |
|  | <br>HD-PME | 50 Chairs      | 29 x 32 x 61        |            | 56         |               |               | 33                 | 8" semi-pneumatic              | \$760        |
| <br>HD-PMD        | 50 Chairs   | 29.5 x 41 x 64 |                     | 68         |            |               | 45            | 10" semi-pneumatic | \$1,050                        |              |
| <br>HD-ATC        | 50 Chairs   |                |                     |            |            |               |               | 10" solid urethane | \$1,430                        |              |







portable.™  
stackable.  
storable.

## EVENTXPRESS Multi-Purpose & Event Seating

**PLEASE SPECIFY**

**Order Quantity** Minimum 4 cartons for standard colors. Custom colors - minimum 300 pieces

- 18 gauge steel frame
- Steel reinforced seat connection
- Oversized rivets for added strength

| STYLE  | MODEL #       | SPECIAL NOTES | COLOR (SEAT+BACK / FRAME+FEET) | QUICK SHIP | WGHT (LBS) | STORED DEPTH | CTN QTY | CTN WGT (LBS) | CTN CUBE (FT3) | -LIST PRICE- |
|--|---------------|---------------|--------------------------------|------------|------------|--------------|---------|---------------|----------------|--------------|
| <b>C600 Folding Chair</b><br><br><br><br>C600 Chair Backs<br>C600 Chair Feet<br>C600 Ganging Clip | C600WWH/WH    |               | Wedding White / White          | qs         | 7.1        | 1.13         | 6       | 47            | 3.23           | \$39         |
|  | C600WWH/CH    | fsb           | Wedding White / Chrome         |            | 7.1        | 1.13         | 6       | 47            | 3.23           | \$48         |
|  | C600BLK/BL    |               | Black / Black                  | qs         | 7.1        | 1.13         | 6       | 47            | 3.23           | \$39         |
|  | C600BLK/CH    | fsb           | Black / Chrome                 |            | 7.1        | 1.13         | 6       | 47            | 3.23           | \$48         |
|  | C600BRW/NE    |               | Brown / Neutral                | qs         | 7.1        | 1.13         | 6       | 47            | 3.23           | \$39         |
|  | C600BNE/NE    |               | Bone / Neutral                 | qs         | 7.1        | 1.13         | 6       | 47            | 3.23           | \$39         |
|  | C600BRW/BZ    |               | Brown / Bronze                 |            | 7.1        | 1.13         | 6       | 47            | 3.23           | \$39         |
|  | C600SBL/GR    |               | Slate Blue / Gray              |            | 7.1        | 1.13         | 6       | 47            | 3.23           | \$39         |
|  | C600MGR/GR    |               | Medium Gray / Gray             |            | 7.1        | 1.13         | 6       | 47            | 3.23           | \$39         |
|  | C600CWH/WH    |               | Classic White / White          |            | 7.1        | 1.13         | 6       | 47            | 3.23           | \$39         |
| C600-BACK  |               | Specify       |                                |            |            |              | 10      | n/a           |                | \$98         |
| C600-CAPS  |               | Specify       |                                |            |            | n/a          | 100     | n/a           |                | \$63         |
| C600-CLIP  |               | n/a           |                                |            |            | n/a          | 50      | n/a           |                | \$106        |
| <b>RUSTGUARD C600 Folding Chair</b>  | C600RG-WWH/WH |               | Wedding White / White          |            | 7.1        | 1.13         | 6       | 47            | 3.23           | \$44         |
|  | C600RG-BL/BL  |               | Black / Black                  |            | 7.1        | 1.13         | 6       | 47            | 3.23           | \$44         |
| <b>COMFORT CHAIR (Large Dimension)</b><br><br>  | C600W-WWH/WH  |               | Wedding White / White          |            | 8.9        | 1.13         | 5       | 48            | 3.15           | \$49         |
|  | C600W-BLK/BL  |               | Black / Black                  |            | 8.9        | 1.13         | 5       | 48            | 3.15           | \$49         |
| <b>C650 Fan Back Chair</b><br><br><br><br>C650 Ganging Clip                                     | C650WWH/WH    |               | Wedding White / White          |            | 8          | 1.13         | 8       | 69            | 3.96           | \$44         |
|  | C650WWH/CH    | fsb           | Wedding White / Chrome         |            | 8          | 1.13         | 8       | 69            | 3.96           | \$55         |
|  | C650BLK/BL    |               | Black / Black                  |            | 8          | 1.13         | 8       | 69            | 3.96           | \$44         |
|  | C650-CLIP     |               | n/a                            |            |            | n/a          | 50      | n/a           |                | \$106        |
| <b>C700 Fan Back with Padded Seat</b><br><br><br><br>C700 Seat Pad<br>C700 Chair feet           | C700WH/WH     |               | White / White                  |            | 10         | 3.50         | 4       | 39            | 4.90           | \$70         |
|  | C700BLK/CH    | fsb           | Black / Chrome                 |            | 10         | 3.50         | 4       | 39            | 4.90           | \$85         |
|  | C700-PAD      |               | Specify                        |            | 1.5        |              | 10      | n/a           |                | \$200        |
|  | C700-CAPS     |               | Specify                        |            |            | n/a          | 48      | n/a           |                | \$50         |

qs - Ships within 1-2 weeks A.R.O.

fsb - Feet color same as seat & back color



portable.™  
stackable.  
storable.

## Multi-Purpose & Event Seating


### RESILIENT C5000 Plastic Folding Chair



**PLEASE SPECIFY**

**Order Quantity** Minimum 4 cartons for standard colors.

- Contoured seat & back
- 16-gauge 1-1/8" powder coated steel tubing
- Injection molded polyethylene foot caps are non-marring
- Built-in handle

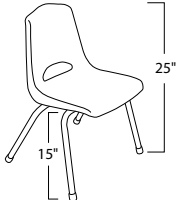
| STYLE  | MODEL #     | SPECIAL NOTES | COLOR                       | QUICK SHIP | WGHT (LBS) | STORED DEPTH | CTN QTY | CTN WGT (LBS) | CTN CUBE (FT3) | -LIST PRICE- |
|--|-------------|---------------|-----------------------------|------------|------------|--------------|---------|---------------|----------------|--------------|
|  | C5000WH-GH  |               | White / Gray<br>Hammerstone |            | 12         | 5.00         | 4       | 50            | 5.45           | \$66         |
|  | C5000-FEET  |               |                             | 1          | 100        |              | 1       | \$52          |                |              |
|  | C5000-SPLUG |               |                             | 1          | 100        |              | 1       | \$52          |                |              |

### Children's Seating

**PLEASE SPECIFY**


**Order Quantity** Minimum 4 cartons for standard colors. Custom colors - minimum 300 pieces

- Kid's Chairs are lightweight, strong, and fun!
- One-piece polypropylene seat
- 18-gauge steel frame
- Seat to floor height: 13 3/4"

| STYLE   | MODEL #     | SPECIAL NOTES | COLOR         | QUICK SHIP | WGHT (LBS) | STORED DEPTH | CTN QTY | CTN WGT (LBS) | CTN CUBE (FT3) | -LIST PRICE- |
|---|-------------|---------------|---------------|------------|------------|--------------|---------|---------------|----------------|--------------|
|  | K300BLU/WHT |               | Blue / White  |            | 6.25       |              | 8       | 55            | 10.26          | \$60         |
|   | K300WHT/WHT |               | White / White |            | 6.25       |              | 8       | 55            | 10.26          | \$60         |
|   | K300RED/WHT |               | Red / White   |            | 6.25       |              | 8       | 55            | 10.26          | \$60         |
| <b>K300 Chair Feet</b>  | K300-WHCAPS |               | White         |            |            |              | 48      |               |                | \$125        |



portable.™  
stackable.  
storable.



## 4' x 4' REVOLUTION Portable Dance Floor

**PLEASE SPECIFY**

|                               |   |
|-------------------------------|---|
| <b>Panel Color</b>            | Biltmore Cherry or White \$870 LIST   |
| <b>Trim Color</b>             | Silver \$125 LIST / section; Black \$125 LIST / section; Gold available as custom order                 |
| <b>Flexible Corner Option</b> | Flexible Urethane Corners - add \$150 LIST / per set of four  |
| <b>Storage Bag for Trim</b>   | \$225 LIST (holds 8 pieces)   |
| <b>Replacement Parts</b>      | T handle hex key \$25 LIST ea. for standard, \$60 LIST ea. for extended handle, Cam-locks \$60 LIST ea. |
| <b>Transport Cart</b>         | \$1560 LIST (Model HD-DFC-4x4RV, holds 32 pieces of dance floor and trim)                               |

- Lightweight composite core
- High-wear laminate surface
- Thin panel stores compactly
- 11 degree anodized aluminum trim




Watch our demo video!

| FLOOR SIZE | SQ. FT | CAPACITY | PANELS | TRIM | WEIGHT (LBS) | STORED DEPTH | PALLET QTY | PALLETED WGT (LBS) | VOLUME (FT3 TOTAL) | -LIST PRICE- |
|------------|--------|----------|--------|------|--------------|--------------|------------|--------------------|--------------------|--------------|
| 8 x 8      | 64     | 16       | 4      | 8    | 202          | 2.50         | 1          | 246                | 3.33               | \$4,480      |
| 8 x 12     | 96     | 24       | 6      | 10   | 297          | 3.75         | 1          | 341                | 5.00               | \$6,470      |
| 8 x 16     | 128    | 32       | 8      | 12   | 393          | 5.00         | 1          | 437                | 6.67               | \$8,460      |
| 12 x 12    | 144    | 36       | 9      | 12   | 438          | 5.63         | 1          | 482                | 7.50               | \$9,330      |
| 12 x 16    | 192    | 48       | 12     | 14   | 579          | 7.50         | 1          | 623                | 10.00              | \$12,190     |
| 12 x 20    | 240    | 60       | 15     | 16   | 720          | 9.38         | 1          | 764                | 12.50              | \$15,050     |
| 16 x 16    | 256    | 64       | 16     | 16   | 765          | 10.00        | 1          | 809                | 13.33              | \$15,920     |
| 16 x 20    | 320    | 80       | 20     | 18   | 951          | 12.50        | 1          | 995                | 16.67              | \$19,650     |
| 16 x 24    | 384    | 96       | 24     | 20   | 1,137        | 15.00        | 1          | 1,181              | 20.00              | \$23,380     |
| 16 x 28    | 448    | 112      | 28     | 22   | 1,323        | 17.50        | 1          | 1,367              | 23.33              | \$27,110     |
| 16 x 32    | 512    | 128      | 32     | 24   | 1,509        | 20.00        | 1          | 1,553              | 26.67              | \$30,840     |
| 20 x 20    | 400    | 100      | 25     | 20   | 1,182        | 15.63        | 1          | 1,226              | 20.83              | \$24,250     |
| 20 x 24    | 480    | 120      | 30     | 22   | 1,413        | 18.75        | 1          | 1,457              | 25.00              | \$28,850     |
| 20 x 28    | 560    | 140      | 35     | 24   | 1,644        | 21.88        | 1          | 1,688              | 29.17              | \$33,450     |
| 24 x 24    | 576    | 144      | 36     | 24   | 1,690        | 22.50        | 1          | 1,734              | 30.00              | \$34,320     |
| 20 x 32    | 640    | 160      | 40     | 26   | 1,876        | 25.00        | 1          | 1,920              | 33.33              | \$38,050     |
| 24 x 32    | 768    | 192      | 48     | 28   | 2,242        | 30.00        | 2          | 2,330              | 40.00              | \$45,260     |
| 24 x 36    | 864    | 216      | 54     | 30   | 2,519        | 33.75        | 2          | 2,607              | 45.00              | \$50,730     |
| 28 x 28    | 784    | 196      | 49     | 28   | 2,288        | 30.63        | 2          | 2,376              | 40.83              | \$46,130     |
| 28 x 32    | 896    | 224      | 56     | 30   | 2,609        | 35.00        | 2          | 2,697              | 46.67              | \$52,470     |
| 32 x 32    | 1024   | 258      | 64     | 32   | 2,976        | 40.00        | 2          | 3,064              | 53.33              | \$59,680     |
| 32 x 36    | 1152   | 288      | 72     | 34   | 3,343        | 45.00        | 2          | 3,431              | 60.00              | \$66,890     |
| 36 x 36    | 1296   | 324      | 81     | 36   | 3,755        | 50.63        | 3          | 3,887              | 67.50              | \$74,970     |
| 36 x 40    | 1440   | 360      | 90     | 38   | 4,167        | 56.25        | 3          | 4,299              | 75.00              | \$83,050     |
| 40 x 40    | 1600   | 400      | 100    | 40   | 4,624        | 62.50        | 3          | 4,756              | 83.33              | \$92,000     |

Total weight includes dance floor panel and trim, priced with silver trim



portable.™  
stackable.  
storable.



## 4' x 4' REVOLUTION Portable Dance Floor Sets

**PLEASE SPECIFY**

|                       |  |
|-----------------------|--|
| <b>Package Option</b> | Six packages to select from: 25, 32, 50, 64, 81 or 96 panels |
| <b>Panel Color</b>    | Biltmore Cherry or White                                     |
| <b>Trim Color</b>     | Silver standard, black optional                              |

- Packages are a better value with transport carts and hex keys included at no additional charge
- Transport Cart Holds a maximum of 32 panels and trim
- Extra trim pieces and corner kits to create a variety of configurations
- Standard length hex key for engaging the cam-lock device
- Extended length handle hex key allows you to engage the cam-locks while standing
- Canvas bag protects the trim and cart from scratching each other



Watch our demo video!

| MODEL# | CARTS | HEX STD | HEX EXT | CORNER KITS | PANELS | BAGS | CENTER TRIM | WEIGHT (LBS) | STORED DEPTH | PALLETED WGT (LBS) | VOLUME (FT3 TOTAL) | -LIST PRICE- |
|--------|-------|---------|---------|-------------|--------|------|-------------|--------------|--------------|--------------------|--------------------|--------------|
| RDF25  | 1     | 1       | 1       | 2           | 25     | 4    | 14          | 1,311        | 32           | 1,544              | 65                 | \$26,400     |
| RDF32  | 1     | 1       | 1       | 2           | 32     | 4    | 16          | 1,633        | 32           | 1,866              | 65                 | \$32,740     |
| RDF50  | 2     | 2       | 2       | 2           | 50     | 5    | 24          | 2,612        | 64           | 3,078              | 130                | \$49,630     |
| RDF64  | 2     | 2       | 2       | 2           | 64     | 6    | 32          | 3,266        | 64           | 3,732              | 130                | \$63,030     |
| RDF81  | 3     | 3       | 3       | 3           | 81     | 9    | 48          | 4,221        | 96           | 4,920              | 196                | \$81,500     |
| RDF96  | 3     | 3       | 3       | 4           | 96     | 10   | 48          | 4,899        | 96           | 5,598              | 196                | \$95,770     |



portable.<sup>™</sup>  
stackable.  
storable.

### 3' x 3' EVENTXPRESS Portable Dance Floor - Wood Grain Vinyl

| PLEASE SPECIFY         |   |
|------------------------|---|
| Panel Color            | Wood Grain Vinyl (WGV) \$380 LIST for Set Screw, \$445 for Cam-Lock |
| Trim Color             | Silver \$90 LIST / section for Set Screw, \$90 for Cam-Lock         |
| Flexible Corner Option | Flexible Urethane Corners - add \$150 LIST / per set of four        |
| Storage Bag for Trim   | \$225 LIST (holds 8 pieces)   |
| Replacement Parts      | Replacement Screws (Slot or Allen) \$75 LIST (box of 100)           |
| Transport Cart         | \$1160 LIST (Model HD-DFC, holds 24 pieces of dance floor and trim) |
| Quick Ship             | 12 x 12 floor WGV, ships within 4 weeks ARO                         |

- Solid plywood core
- Premium vinyl tile surface
- 11 degree silver trim
- Polyurethane coated back
- Compatible with other leading brands
- Available with secure Cam-Lock fastening

| FLOOR SIZE | SQ. FT | CAPACITY | PANELS | TRIM | WEIGHT (LBS) | STORED DEPTH | PALLET QTY | PALLETED WGT (LBS) | VOLUME (FT3 TOTAL) | SET SCREW -LIST PRICE- | CAM-LOCK -LIST PRICE- |
|------------|--------|----------|--------|------|--------------|--------------|------------|--------------------|--------------------|------------------------|-----------------------|
| 6x9        | 54     | 12       | 6      | 10   | 247          | 4.50         | 1          | 285                | 3.38               | \$3,180                | \$3,570               |
| 9x9        | 81     | 18       | 9      | 12   | 362          | 6.75         | 1          | 400                | 5.06               | \$4,500                | \$5,085               |
| 9x12       | 108    | 24       | 12     | 14   | 477          | 9.00         | 1          | 515                | 6.75               | \$5,820                | \$6,600               |
| 9x15       | 135    | 30       | 15     | 16   | 592          | 11.25        | 1          | 630                | 8.44               | \$7,140                | \$8,115               |
| 9x18       | 162    | 36       | 18     | 18   | 707          | 13.50        | 1          | 745                | 10.13              | \$8,460                | \$9,630               |
| 12x12      | 144    | 32       | 16     | 16   | 629          | 12.00        | 1          | 667                | 9.00               | \$7,520                | \$8,560               |
| 12x15      | 180    | 40       | 20     | 18   | 780          | 15.00        | 1          | 818                | 11.25              | \$9,220                | \$10,520              |
| 12x18      | 216    | 48       | 24     | 20   | 932          | 18.00        | 1          | 970                | 13.50              | \$10,920               | \$12,480              |
| 12x21      | 252    | 56       | 28     | 22   | 1083         | 21.00        | 1          | 1,121              | 15.75              | \$12,620               | \$14,440              |
| 12x24      | 288    | 64       | 32     | 24   | 1234         | 24.00        | 1          | 1,272              | 18.00              | \$14,320               | \$16,400              |
| 15x15      | 225    | 50       | 25     | 20   | 968          | 18.75        | 1          | 1,006              | 14.06              | \$11,300               | \$12,925              |
| 15x18      | 270    | 60       | 30     | 22   | 1156         | 22.50        | 1          | 1,194              | 16.88              | \$13,380               | \$15,330              |
| 15x21      | 315    | 70       | 35     | 24   | 1344         | 26.25        | 1          | 1,382              | 19.69              | \$15,460               | \$17,735              |
| 15x24      | 360    | 80       | 40     | 26   | 1531         | 30.00        | 1          | 1,569              | 22.50              | \$17,540               | \$20,140              |
| 15x27      | 405    | 90       | 45     | 28   | 1719         | 33.75        | 2          | 1,795              | 25.31              | \$19,620               | \$22,545              |
| 15x30      | 450    | 100      | 50     | 30   | 1907         | 37.50        | 2          | 1,983              | 28.13              | \$21,700               | \$24,950              |
| 18x18      | 324    | 72       | 36     | 24   | 1380         | 27.00        | 1          | 1,418              | 20.25              | \$15,840               | \$18,180              |
| 18x21      | 378    | 84       | 42     | 26   | 1604         | 31.50        | 2          | 1,680              | 23.63              | \$18,300               | \$21,030              |
| 18x24      | 432    | 96       | 48     | 28   | 1828         | 36.00        | 2          | 1,904              | 27.00              | \$20,760               | \$23,880              |
| 18x27      | 486    | 108      | 54     | 30   | 2053         | 40.50        | 2          | 2,129              | 30.38              | \$23,220               | \$26,730              |
| 18x30      | 540    | 120      | 60     | 32   | 2277         | 45.00        | 2          | 2,353              | 33.75              | \$25,680               | \$29,580              |
| 21x21      | 441    | 98       | 49     | 28   | 1865         | 36.75        | 2          | 1,941              | 27.56              | \$21,140               | \$24,325              |
| 21x24      | 504    | 112      | 56     | 30   | 2125         | 42.00        | 2          | 2,201              | 31.50              | \$23,980               | \$27,620              |
| 21x27      | 567    | 126      | 63     | 32   | 2368         | 47.25        | 2          | 2,444              | 35.44              | \$26,820               | \$30,915              |
| 21x30      | 630    | 140      | 70     | 34   | 2647         | 52.50        | 2          | 2,723              | 39.38              | \$29,660               | \$34,210              |
| 21x33      | 693    | 154      | 77     | 36   | 2907         | 57.75        | 2          | 2,983              | 43.31              | \$32,500               | \$37,505              |
| 24x24      | 576    | 128      | 64     | 32   | 2422         | 48.00        | 2          | 2,498              | 36.00              | \$27,200               | \$31,360              |
| 24x27      | 648    | 144      | 72     | 34   | 2719         | 54.00        | 2          | 2,795              | 40.50              | \$30,420               | \$35,100              |
| 24x30      | 720    | 160      | 80     | 36   | 3016         | 60.00        | 2          | 3,092              | 45.00              | \$33,640               | \$38,840              |
| 24x33      | 792    | 176      | 88     | 38   | 3313         | 66.00        | 3          | 3,427              | 49.50              | \$36,860               | \$42,580              |
| 27x27      | 729    | 162      | 81     | 36   | 3053         | 60.75        | 3          | 3,167              | 45.56              | \$34,020               | \$39,285              |
| 27x30      | 810    | 180      | 90     | 38   | 3386         | 67.50        | 3          | 3,500              | 50.63              | \$37,620               | \$43,470              |
| 27x33      | 891    | 198      | 99     | 40   | 3720         | 74.25        | 3          | 3,834              | 55.69              | \$41,220               | \$47,655              |
| 27x36      | 972    | 216      | 108    | 42   | 4053         | 81.00        | 3          | 4,167              | 60.75              | \$44,820               | \$51,840              |
| 30x30      | 900    | 200      | 100    | 40   | 3756         | 75.00        | 3          | 3,870              | 56.25              | \$41,600               | \$48,100              |
| 30x33      | 990    | 220      | 110    | 42   | 4126         | 82.50        | 3          | 4,240              | 61.88              | \$45,580               | \$52,730              |
| 30x36      | 1080   | 240      | 120    | 44   | 4496         | 90.00        | 3          | 4,610              | 67.50              | \$49,560               | \$57,360              |
| 33x33      | 1089   | 242      | 121    | 44   | 4532         | 90.75        | 4          | 4,684              | 68.06              | \$49,940               | \$57,805              |
| 33x36      | 1188   | 264      | 132    | 46   | 4938         | 99.00        | 4          | 5,090              | 74.25              | \$54,300               | \$62,880              |
| 36x36      | 1296   | 288      | 144    | 48   | 5381         | 108.00       | 4          | 5,533              | 81.00              | \$59,040               | \$68,400              |
| 42x42      | 1764   | 392      | 196    | 56   | 7297         | 147.00       | 5          | 7,487              | 110.25             | \$79,520               | \$92,260              |
| 42x45      | 1890   | 420      | 210    | 58   | 7812         | 157.50       | 6          | 8,040              | 118.13             | \$85,020               | \$98,670              |
| 45x45      | 2025   | 450      | 225    | 60   | 8364         | 168.75       | 6          | 8,592              | 126.56             | \$90,900               | \$105,525             |

Total weight includes dance floor panel and trim



portable.<sup>™</sup>  
stackable.  
storable.

### 3' x 3' EVENTXPRESS Portable Vinyl Dance Floor - Black & White

| PLEASE SPECIFY         |   |
|------------------------|---|
| Panel Color            | Black, White, and Black & White Checks \$410 LIST for Set Screw, \$475 for Cam-Lock |
| Trim Color             | Silver \$90 LIST / section for Set Screw, \$90 for Cam-Lock                         |
| Flexible Corner Option | Flexible Urethane Corners - add \$150 LIST / per set of four                        |
| Storage Bag for Trim   | \$225 LIST (holds 8 pieces)   |
| Replacement Parts      | Replacement Screws (Slot or Allen) \$75 LIST (box of 100)                           |
| Transport Cart         | \$1160 LIST (Model HD-DFC, holds 24 pieces of dance floor and trim)                 |

- Solid plywood core
- Premium vinyl tile surface
- 11 degree silver trim
- Polyurethane coated back
- Compatible with other leading brands
- Available with secure Cam-Lock fastening

| FLOOR SIZE | SQ. FT | CAPACITY | PANELS | TRIM | WEIGHT (LBS) | STORED DEPTH | PALLET QTY | PALLETED WGT (LBS) | VOLUME (FT3 TOTAL) | SET SCREW -LIST PRICE- | CAM-LOCK -LIST PRICE- |
|------------|--------|----------|--------|------|--------------|--------------|------------|--------------------|--------------------|------------------------|-----------------------|
| 6x9        | 54     | 12       | 6      | 10   | 247          | 4.50         | 1          | 285                | 3.38               | \$3,360                | \$3,750               |
| 9x9        | 81     | 18       | 9      | 12   | 362          | 6.75         | 1          | 400                | 5.06               | \$4,770                | \$5,355               |
| 9x12       | 108    | 24       | 12     | 14   | 477          | 9.00         | 1          | 515                | 6.75               | \$6,180                | \$6,960               |
| 9x15       | 135    | 30       | 15     | 16   | 592          | 11.25        | 1          | 630                | 8.44               | \$7,590                | \$8,565               |
| 9x18       | 162    | 36       | 18     | 18   | 707          | 13.50        | 1          | 745                | 10.13              | \$9,000                | \$10,170              |
| 12x12      | 144    | 32       | 16     | 16   | 629          | 12.00        | 1          | 667                | 9.00               | \$8,000                | \$9,040               |
| 12x15      | 180    | 40       | 20     | 18   | 780          | 15.00        | 1          | 818                | 11.25              | \$9,820                | \$11,120              |
| 12x18      | 216    | 48       | 24     | 20   | 932          | 18.00        | 1          | 970                | 13.50              | \$11,640               | \$13,200              |
| 12x21      | 252    | 56       | 28     | 22   | 1083         | 21.00        | 1          | 1,121              | 15.75              | \$13,460               | \$15,280              |
| 12x24      | 288    | 64       | 32     | 24   | 1234         | 24.00        | 1          | 1,272              | 18.00              | \$15,280               | \$17,360              |
| 15x15      | 225    | 50       | 25     | 20   | 968          | 18.75        | 1          | 1,006              | 14.06              | \$12,050               | \$13,675              |
| 15x18      | 270    | 60       | 30     | 22   | 1156         | 22.50        | 1          | 1,194              | 16.88              | \$14,280               | \$16,230              |
| 15x21      | 315    | 70       | 35     | 24   | 1344         | 26.25        | 1          | 1,382              | 19.69              | \$16,510               | \$18,785              |
| 15x24      | 360    | 80       | 40     | 26   | 1531         | 30.00        | 1          | 1,569              | 22.50              | \$18,740               | \$21,340              |
| 15x27      | 405    | 90       | 45     | 28   | 1719         | 33.75        | 2          | 1,795              | 25.31              | \$20,970               | \$23,895              |
| 15x30      | 450    | 100      | 50     | 30   | 1907         | 37.50        | 2          | 1,983              | 28.13              | \$23,200               | \$26,450              |
| 18x18      | 324    | 72       | 36     | 24   | 1380         | 27.00        | 1          | 1,418              | 20.25              | \$16,920               | \$19,260              |
| 18x21      | 378    | 84       | 42     | 26   | 1604         | 31.50        | 2          | 1,680              | 23.63              | \$19,560               | \$22,290              |
| 18x24      | 432    | 96       | 48     | 28   | 1828         | 36.00        | 2          | 1,904              | 27.00              | \$22,200               | \$25,320              |
| 18x27      | 486    | 108      | 54     | 30   | 2053         | 40.50        | 2          | 2,129              | 30.38              | \$24,840               | \$28,350              |
| 18x30      | 540    | 120      | 60     | 32   | 2277         | 45.00        | 2          | 2,353              | 33.75              | \$27,480               | \$31,380              |
| 21x21      | 441    | 98       | 49     | 28   | 1865         | 36.75        | 2          | 1,941              | 27.56              | \$22,610               | \$25,795              |
| 21x24      | 504    | 112      | 56     | 30   | 2125         | 42.00        | 2          | 2,201              | 31.50              | \$25,660               | \$29,300              |
| 21x27      | 567    | 126      | 63     | 32   | 2386         | 47.25        | 2          | 2,462              | 35.44              | \$28,710               | \$32,805              |
| 21x30      | 630    | 140      | 70     | 34   | 2647         | 52.50        | 2          | 2,723              | 39.38              | \$31,760               | \$36,310              |
| 21x33      | 693    | 154      | 77     | 36   | 2907         | 57.75        | 2          | 2,983              | 43.31              | \$34,810               | \$39,815              |
| 24x24      | 576    | 128      | 64     | 32   | 2422         | 48.00        | 2          | 2,498              | 36.00              | \$29,120               | \$33,280              |
| 24x27      | 648    | 144      | 72     | 34   | 2719         | 54.00        | 2          | 2,795              | 40.50              | \$32,580               | \$37,260              |
| 24x30      | 720    | 160      | 80     | 36   | 3016         | 60.00        | 2          | 3,092              | 45.00              | \$36,040               | \$41,240              |
| 24x33      | 792    | 176      | 88     | 38   | 3313         | 66.00        | 3          | 3,427              | 49.50              | \$39,500               | \$45,220              |
| 27x27      | 729    | 162      | 81     | 36   | 3053         | 60.75        | 3          | 3,167              | 45.56              | \$36,450               | \$41,715              |
| 27x30      | 810    | 180      | 90     | 38   | 3386         | 67.50        | 3          | 3,500              | 50.63              | \$40,320               | \$46,170              |
| 27x33      | 891    | 198      | 99     | 40   | 3720         | 74.25        | 3          | 3,834              | 55.69              | \$44,190               | \$50,625              |
| 27x36      | 972    | 216      | 108    | 42   | 4053         | 81.00        | 3          | 4,167              | 60.75              | \$48,060               | \$55,080              |
| 30x30      | 900    | 200      | 100    | 40   | 3756         | 75.00        | 3          | 3,870              | 56.25              | \$44,600               | \$51,100              |
| 30x33      | 990    | 220      | 110    | 42   | 4126         | 82.50        | 3          | 4,240              | 61.88              | \$48,880               | \$56,030              |
| 30x36      | 1080   | 240      | 120    | 44   | 4496         | 90.00        | 3          | 4,610              | 67.50              | \$53,160               | \$60,960              |
| 33x33      | 1089   | 242      | 121    | 44   | 4532         | 90.75        | 4          | 4,684              | 68.06              | \$53,570               | \$61,435              |
| 33x36      | 1188   | 264      | 132    | 46   | 4938         | 99.00        | 4          | 5,090              | 74.25              | \$58,260               | \$66,840              |
| 36x36      | 1296   | 288      | 144    | 48   | 5381         | 108.00       | 4          | 5,533              | 81.00              | \$63,360               | \$72,720              |
| 42x42      | 1764   | 392      | 196    | 56   | 7297         | 147.00       | 5          | 7,487              | 110.25             | \$85,400               | \$98,140              |
| 42x45      | 1890   | 420      | 210    | 58   | 7812         | 157.50       | 6          | 8,040              | 118.13             | \$91,320               | \$104,970             |
| 45x45      | 2025   | 450      | 225    | 60   | 8364         | 168.75       | 6          | 8,592              | 126.56             | \$97,650               | \$112,275             |

Total weight includes dance floor panel and trim



portable.™  
stackable.  
storable.

### 3' x 3' EVENTXPRESS Portable Dance Floor - Wood Parquet

| PLEASE SPECIFY         |   |
|------------------------|---|
| Panel Color            | Natural Oak parquet (light) or Windsor Oak wood parquet (dark) \$470 LIST for Set Screw, \$535 for Cam-Lock |
| Trim Color             | Silver \$90 LIST / section for Set Screw, \$90 for Cam-Lock   |
| Flexible Corner Option | Flexible Urethane Corners - add \$150 LIST / per set of four  |
| Storage Bag for Trim   | \$225 LIST (holds 8 pieces)   |
| Replacement Parts      | Replacement Screws (Slot or Allen) \$75 LIST (box of 100)   |
| Transport Cart         | \$1160 LIST (Model HD-DFC, holds 24 pieces of dance floor and trim)   |

- Solid plywood core
- Premium wood parquet surface
- 11 degree silver trim
- Polyurethane coated back
- Compatible with other leading brands
- Available with secure Cam-Lock fastening

| FLOOR SIZE | SQ. FT | CAPACITY | PANELS | TRIM | WEIGHT (LBS) | STORED DEPTH | PALLET QTY | PALLETED WGT (LBS) | VOLUME (FT3 TOTAL) | SET SCREW -LIST PRICE- | CAM-LOCK -LIST PRICE- |
|------------|--------|----------|--------|------|--------------|--------------|------------|--------------------|--------------------|------------------------|-----------------------|
| 6x9        | 54     | 12       | 6      | 10   | 195          | 4.50         | 1          | 233                | 3.38               | \$3,720                | \$4,110               |
| 9x9        | 81     | 18       | 9      | 12   | 283          | 6.75         | 1          | 321                | 5.06               | \$5,310                | \$5,895               |
| 9x12       | 108    | 24       | 12     | 14   | 372          | 9.00         | 1          | 410                | 6.75               | \$6,900                | \$7,680               |
| 9x15       | 135    | 30       | 15     | 16   | 460          | 11.25        | 1          | 498                | 8.44               | \$8,490                | \$9,465               |
| 9x18       | 162    | 36       | 18     | 18   | 549          | 13.50        | 1          | 587                | 10.13              | \$10,080               | \$11,250              |
| 12x12      | 144    | 32       | 16     | 16   | 488          | 12.00        | 1          | 526                | 9.00               | \$8,960                | \$10,000              |
| 12x15      | 180    | 40       | 20     | 18   | 604          | 15.00        | 1          | 642                | 11.25              | \$11,020               | \$12,320              |
| 12x18      | 216    | 48       | 24     | 20   | 720          | 18.00        | 1          | 758                | 13.50              | \$13,080               | \$14,640              |
| 12x21      | 252    | 56       | 28     | 22   | 837          | 21.00        | 1          | 875                | 15.75              | \$15,140               | \$16,960              |
| 12x24      | 288    | 64       | 32     | 24   | 953          | 24.00        | 1          | 991                | 18.00              | \$17,200               | \$19,280              |
| 15x15      | 225    | 50       | 25     | 20   | 748          | 18.75        | 1          | 786                | 14.06              | \$13,550               | \$15,175              |
| 15x18      | 270    | 60       | 30     | 22   | 892          | 22.50        | 1          | 930                | 16.88              | \$16,080               | \$18,030              |
| 15x21      | 315    | 70       | 35     | 24   | 1036         | 26.25        | 1          | 1,074              | 19.69              | \$18,610               | \$20,885              |
| 15x24      | 360    | 80       | 40     | 26   | 1179         | 30.00        | 1          | 1,217              | 22.50              | \$21,140               | \$23,740              |
| 15x27      | 405    | 90       | 45     | 28   | 1323         | 33.75        | 2          | 1,399              | 25.31              | \$23,670               | \$26,595              |
| 15x30      | 450    | 100      | 50     | 30   | 1467         | 37.50        | 2          | 1,543              | 28.13              | \$26,200               | \$29,450              |
| 18x18      | 324    | 72       | 36     | 24   | 1063         | 27.00        | 1          | 1,101              | 20.25              | \$19,080               | \$21,420              |
| 18x21      | 378    | 84       | 42     | 26   | 1235         | 31.50        | 2          | 1,311              | 23.63              | \$22,080               | \$24,810              |
| 18x24      | 432    | 96       | 48     | 28   | 1406         | 36.00        | 2          | 1,482              | 27.00              | \$25,080               | \$28,200              |
| 18x27      | 486    | 108      | 54     | 30   | 1577         | 40.50        | 2          | 1,653              | 30.38              | \$28,080               | \$31,590              |
| 18x30      | 540    | 120      | 60     | 32   | 1749         | 45.00        | 2          | 1,825              | 33.75              | \$31,080               | \$34,980              |
| 21x21      | 441    | 98       | 49     | 28   | 1434         | 36.75        | 2          | 1,510              | 27.56              | \$25,550               | \$28,735              |
| 21x24      | 504    | 112      | 56     | 30   | 1633         | 42.00        | 2          | 1,709              | 31.50              | \$29,020               | \$32,660              |
| 21x27      | 567    | 126      | 63     | 32   | 1832         | 47.25        | 2          | 1,908              | 35.44              | \$32,490               | \$36,585              |
| 21x30      | 630    | 140      | 70     | 34   | 2031         | 52.50        | 2          | 2,107              | 39.38              | \$35,960               | \$40,510              |
| 21x33      | 693    | 154      | 77     | 36   | 2230         | 57.75        | 2          | 2,306              | 43.31              | \$39,430               | \$44,435              |
| 24x24      | 576    | 128      | 64     | 32   | 1859         | 48.00        | 2          | 1,935              | 36.00              | \$32,960               | \$37,120              |
| 24x27      | 648    | 144      | 72     | 34   | 2086         | 54.00        | 2          | 2,162              | 40.50              | \$36,900               | \$41,580              |
| 24x30      | 720    | 160      | 80     | 36   | 2312         | 60.00        | 2          | 2,388              | 45.00              | \$40,840               | \$46,040              |
| 24x33      | 792    | 176      | 88     | 38   | 2539         | 66.00        | 3          | 2,653              | 49.50              | \$44,780               | \$50,500              |
| 27x27      | 729    | 162      | 81     | 36   | 2340         | 60.75        | 3          | 2,454              | 45.56              | \$41,310               | \$46,575              |
| 27x30      | 810    | 180      | 90     | 38   | 2594         | 67.50        | 3          | 2,708              | 50.63              | \$45,720               | \$51,570              |
| 27x33      | 891    | 198      | 99     | 40   | 2848         | 74.25        | 3          | 2,962              | 55.69              | \$50,130               | \$56,565              |
| 27x36      | 972    | 216      | 108    | 42   | 3103         | 81.00        | 3          | 3,217              | 60.75              | \$54,540               | \$61,560              |
| 30x30      | 900    | 200      | 100    | 40   | 2876         | 75.00        | 3          | 2,990              | 56.25              | \$50,600               | \$57,100              |
| 30x33      | 990    | 220      | 110    | 42   | 3158         | 82.50        | 3          | 3,272              | 61.88              | \$55,480               | \$62,630              |
| 30x36      | 1080   | 240      | 120    | 44   | 3440         | 90.00        | 3          | 3,554              | 67.50              | \$60,360               | \$68,160              |
| 33x33      | 1089   | 242      | 121    | 44   | 3467         | 90.75        | 4          | 3,619              | 68.06              | \$60,830               | \$68,695              |
| 33x36      | 1188   | 264      | 132    | 46   | 3777         | 99.00        | 4          | 3,929              | 74.25              | \$66,180               | \$74,760              |
| 36x36      | 1296   | 288      | 144    | 48   | 4114         | 108.00       | 4          | 4,266              | 81.00              | \$72,000               | \$81,360              |
| 42x42      | 1764   | 392      | 196    | 56   | 5572         | 147.00       | 5          | 5,762              | 110.25             | \$97,160               | \$109,900             |
| 42x45      | 1890   | 420      | 210    | 58   | 5964         | 157.50       | 6          | 6,192              | 118.13             | \$103,920              | \$117,570             |
| 45x45      | 2025   | 450      | 225    | 60   | 6384         | 168.75       | 6          | 6,612              | 126.56             | \$111,150              | \$125,775             |

Total weight includes dance floor panel and trim



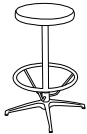

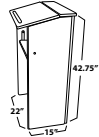
portable.™  
stackable.  
storable.

## Other Portable Furniture Products

**PLEASE SPECIFY**

|                         |   |
|-------------------------|---|
| <b>Beverage Service</b> | Choose from Wilsonart® laminate in Blackstar Granite, Canyon Black Marble, Black or Graphite Nebula |
| <b>Portable Lectern</b> | Wild Cherry laminate only   |
| <b>Order Quantity</b>   | Standard laminates: Minimum 1 each<br>Premium and HD laminates: Minimum 6 each<br>by size and color |

- Flex Stool™ works with other Knock-Down parts
- Portable Beverage Service is easy to setup
- Portable Lectern also works as a Hostess Station

| STYLE  | MODEL #      | SPECIAL NOTES | SIZE (W" x L" x H") | QUICK SHIP | WGHT (LBS) | STORED DEPTH | CTN QTY | CTN WGT (LBS) | CTN CUBE (FT3) | -LIST PRICE- |
|--|--------------|---------------|---------------------|------------|------------|--------------|---------|---------------|----------------|--------------|
| <b>FLEX-STOOL</b><br><br>12" Stool Seat<br>16" Stool Seat<br>Ring - one size fits all | STL-12DI     |               | 12 x 12 x 30        |            | 14         |              |         |               |                | \$200        |
|  | STL-16DI     |               | 16 x 16 x 30        |            | 15         |              |         |               |                | \$210        |
|  | 12DI-SEAT-BL |               | 12 x 12 x           |            | 4          |              |         |               |                | \$65         |
|  | 16DI-SEAT-BL |               | 16 x 16 x           |            | 5          |              |         |               |                | \$75         |
| <b>Portable Beverage Service</b><br><br>Vinyl Bag for 4' Bar<br>Vinyl Bag for 6' Bar | PFB-4        |               | 17.5 x 48 x 43      |            | 70         |              |         |               |                | \$1,080      |
|  | PFB-6        |               | 17.5 x 72 x 43      |            | 95         |              |         |               |                | \$1,330      |
|  | PFB-4BAG     |               |                     |            |            |              |         |               |                | \$150        |
| PFB-6BAG   |              |               |                     |            |            |              |         |               | \$190          |              |
| <b>Portable Lectern - Wild Cherry</b><br>   | PFL-WCherry  |               | 15 x 22 x 42.75     |            | 66         |              |         |               |                | \$830        |



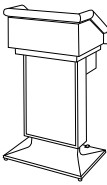
portable.™  
stackable.  
storable.

## Solid Hardwood Lecterns - EXECUTIVE Series

**PLEASE SPECIFY**

|                       |  |
|-----------------------|--|
| <b>Finish</b>         | Executive available in Natural Oak (O), Dark Oak (K), Walnut (W), Natural Cherry (Y), Black Lacquer (B), or Dark Cherry (R). |
| <b>Order Quantity</b> | Minimum 1 each   |

- Floor lecterns crafted entirely of solid hardwood
- Each unit is hand finished to highlight the natural beauty of the wood
- Reading Light Standard on all models. Casters standard on floor and modular models
- Lecterns can be built-to-order with options below

| STYLE   | MODEL #    | DESCRIPTION  | SIZE (W" x D" x H") | QUICK SHIP | WGHT (LBS) | STORED DEPTH | CTN QTY | CTN WGT (LBS) | CTN CUBE (FT3) | -LIST PRICE- |         |
|---|------------|--|---------------------|------------|------------|--------------|---------|---------------|----------------|--------------|---------|
| <b>EXECUTIVE Floor Model</b><br> | SCS-LE10-C | Natural Oak  | 27.25 x 24.5 x 49   | qs         | 175        | 24.5         | 1       | 18.93         |                | \$9,040      |         |
|   | SCS-LE1K-C | Dark Oak   | 27.25 x 24.5 x 49   | qs         | 175        | 24.5         | 1       | 18.93         |                | \$10,540     |         |
|   | SCS-LE1W-C | Walnut   | 27.25 x 24.5 x 49   | qs         | 175        | 24.5         | 1       | 18.93         |                | \$9,410      |         |
|   | SCS-LE1Y-C | Natural Cherry   | 27.25 x 24.5 x 49   | qs         | 175        | 24.5         | 1       | 18.93         |                | \$9,410      |         |
|   | SCS-LE1B-C | Black Lacquer  | 27.25 x 24.5 x 49   | qs         | 175        | 24.5         | 1       | 18.93         |                | \$9,410      |         |
|   | SCS-LE1R-C | Dark Cherry  | 27.25 x 24.5 x 49   | qs         | 175        | 24.5         | 1       | 18.93         |                | \$10,540     |         |
|   | SCS-COVLE  | Cover  |                     |            |            |              | 1       |               |                |              | \$620   |
|   | SCS-ESO    | Front Replacement - Natural Oak  |                     |            |            |              | 1       |               |                |              | \$500   |
|   | SCS-ESK    | Front Replacement - Dark Oak   |                     |            |            |              | 1       |               |                |              | \$500   |
|   | SCS-ESW    | Front Replacement - Walnut   |                     |            |            |              | 1       |               |                |              | \$500   |
|   | SCS-ESY    | Front Replacement - Natural Cherry   |                     |            |            |              | 1       |               |                |              | \$500   |
|   | SCS-ESB    | Front Replacement - Black Lacquer  |                     |            |            |              | 1       |               |                |              | \$500   |
|   | SCS-ESR    | Front Replacement - Dark Cherry  |                     |            |            |              | 1       |               |                |              | \$500   |
|   | SCS-H      | Electric Height Adjustment   |                     |            |            |              | inst    |               |                |              | \$3,610 |
|   | SCS-L      | Manual Height Adjustment   |                     |            |            |              | inst    |               |                |              | \$2,240 |
| <b>EXECUTIVE Table Model</b>  | SCS-TE10   | Natural Oak  | 27.25 x 24.5 x 20.5 |            | 75         | 24.5         | 1       | 7.92          |                | \$4,960      |         |
|   | SCS-TE1K   | Dark Oak   | 27.25 x 24.5 x 20.5 |            | 75         | 24.5         | 1       | 7.92          |                | \$5,840      |         |
|   | SCS-TE1W   | Walnut   | 27.25 x 24.5 x 20.5 |            | 75         | 24.5         | 1       | 7.92          |                | \$5,210      |         |
|   | SCS-TE1Y   | Natural Cherry   | 27.25 x 24.5 x 20.5 |            | 75         | 24.5         | 1       | 7.92          |                | \$5,210      |         |
|   | SCS-TE1B   | Black Lacquer  | 27.25 x 24.5 x 20.5 |            | 75         | 24.5         | 1       | 7.92          |                | \$5,210      |         |
|   | SCS-TE1R   | Dark Cherry  | 27.25 x 24.5 x 20.5 |            | 75         | 24.5         | 1       | 7.92          |                | \$5,840      |         |
|   | SCS-COVTE  | Cover  |                     |            |            |              | 1       |               |                |              | \$500   |
| <b>Options</b>  | SCS-PE     | Solid state amplifier, speakers, and goose-neck mic for SCS-LE1, SCS-LT3, and SCS-RC |                     |            |            |              | inst    |               |                | \$3,810      |         |
|   | SCS-EWTU-L | Lavalier Wireless Mic System for SCS-PL, SCS-PC, SCS-PE                              |                     |            |            |              |         |               |                | \$1,960      |         |
|   | SCS-EWTU-H | Handheld Wireless Mic System for SCS-PL, SCS-PC, SCS-PE                              |                     |            |            |              |         |               |                | \$1,960      |         |
|   | SCS-SC46   | Lavalier Mic Set With Cardioid Lapel Mic   |                     |            |            |              |         |               |                | \$420        |         |
|   | SCS-MK20   | Low Impedance Unidirectional Dynamic Mic   |                     |            |            |              |         |               |                | \$460        |         |
|   | SCS-MIC25  | 25' Mic Extension Cable  |                     |            |            |              |         |               |                | \$90         |         |
|   | SCS-GS     | Gooseneck Mic Arm Only   |                     |            |            |              | inst    |               |                | \$340        |         |
|   | SCS-GSM    | Gooseneck Mic Arm With Mic   |                     |            |            |              | inst    |               |                | \$960        |         |
|   | SCS-200VAC | 220 VAC. 50/60 Hz Power Supply   |                     |            |            |              |         |               |                | \$940        |         |
|   | SCS-TMR    | Digital Clock/Timer  |                     |            |            |              |         |               |                | \$950        |         |
|   | SCS-WLOGO  | Laser Etched Wood Logo   |                     |            |            |              |         |               |                | \$890        |         |
|   | SCS-LOGO   | 6" X 18" Satin Brass Logo With Black Lettering                                       |                     |            |            |              |         |               |                | \$440        |         |

qs - Executive Ships within 1-3 weeks A.R.O.

inst - Factory installed



portable.™  
stackable.  
storable.

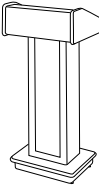
## Solid Hardwood Lecterns - SILHOUETTE Series

**PLEASE SPECIFY**

**Finish** Silhouette available in Natural Oak (O), Dark Oak (K), Walnut (W), Natural Cherry (Y), Dark Cherry (R), Natural Mahogany (M), Bark Mahogany (A), Black Lacquer (B), or Natural Maple (X).

**Order Quantity** Minimum 1 each

- Floor lecterns crafted entirely of solid hardwood
- Each unit is hand finished to highlight the natural beauty of the wood
- Reading Light Standard on all models. Casters standard on floor and modular models
- Lecterns can be built-to-order with options below

| STYLE  | MODEL #                       | DESCRIPTION                          | SIZE (W" x D" x H") | QUICK SHIP   | WGHT (LBS) | STORED DEPTH | CTN QTY | CTN WGT (LBS) | CTN CUBE (FT3) | -LIST PRICE- |
|--|-------------------------------|--------------------------------------|---------------------|--------------|------------|--------------|---------|---------------|----------------|--------------|
| <b>SILHOUETTE Floor Model</b><br> | SCS-LCO                       | Natural Oak                          | 22 x 21 x 47        | qs           | 75         | 21           | 1       | 12.57         | \$3,310        |              |
|  | SCS-LCK                       | Dark Oak                             | 22 x 21 x 47        | qs           | 75         | 21           | 1       | 12.57         | \$3,810        |              |
|  | SCS-LCW                       | Walnut                               | 22 x 21 x 47        | qs           | 75         | 21           | 1       | 12.57         | \$3,810        |              |
|  | SCS-LCY                       | Natural Cherry                       | 22 x 21 x 47        | qs           | 75         | 21           | 1       | 12.57         | \$3,760        |              |
|  | SCS-LCR                       | Dark Cherry                          | 22 x 21 x 47        | qs           | 75         | 21           | 1       | 12.57         | \$3,810        |              |
|  | SCS-LCM                       | Natural Mahogany                     | 22 x 21 x 47        | qs           | 75         | 21           | 1       | 12.57         | \$3,760        |              |
|  | SCS-LCA                       | Dark Mahogany                        | 22 x 21 x 47        | qs           | 75         | 21           | 1       | 12.57         | \$3,810        |              |
|  | SCS-LCB                       | Black Lacquer                        | 22 x 21 x 47        | qs           | 75         | 21           | 1       | 12.57         | \$3,810        |              |
|  | SCS-LCX                       | Natural Maple                        | 22 x 21 x 47        | qs           | 75         | 21           | 1       | 12.57         | \$3,760        |              |
|  | SCS-COVL                      | Cover                                |                     |              |            |              | 1       |               |                | \$620        |
|  | SCS-CSO                       | Front Replacement - Natural Oak      |                     |              |            |              | 1       |               |                | \$320        |
|  | SCS-CSK                       | Front Replacement - Dark Oak         |                     |              |            |              | 1       |               |                | \$320        |
|  | SCS-CSW                       | Front Replacement - Walnut           |                     |              |            |              | 1       |               |                | \$320        |
|  | SCS-CSY                       | Front Replacement - Natural Cherry   |                     |              |            |              | 1       |               |                | \$320        |
|  | SCS-CSR                       | Front Replacement - Dark Cherry      |                     |              |            |              | 1       |               |                | \$320        |
|  | SCS-CSM                       | Front Replacement - Natural Mahogany |                     |              |            |              | 1       |               |                | \$320        |
|  | SCS-CSA                       | Front Replacement - Dark Mahogany    |                     |              |            |              | 1       |               |                | \$320        |
|  | SCS-CSB                       | Front Replacement - Black Lacquer    |                     |              |            |              | 1       |               |                | \$320        |
|  | SCS-CSX                       | Front Replacement - Natural Maple    |                     |              |            |              | 1       |               |                | \$320        |
|  | <b>SILHOUETTE Table Model</b> | SCS-TCO                              | Natural Oak         | 22 x 21 x 17 |            | 40           | 21      | 1             | 4.55           | \$2,340      |
| SCS-TCK  |                               | Dark Oak                             | 22 x 21 x 17        |              | 40         | 21           | 1       | 4.55          | \$2,590        |              |
| SCS-TCW  |                               | Walnut                               | 22 x 21 x 17        |              | 40         | 21           | 1       | 4.55          | \$2,590        |              |
| SCS-TCY  |                               | Natural Cherry                       | 22 x 21 x 17        |              | 40         | 21           | 1       | 4.55          | \$2,540        |              |
| SCS-TCR  |                               | Dark Cherry                          | 22 x 21 x 17        |              | 40         | 21           | 1       | 4.55          | \$2,590        |              |
| SCS-TCM  |                               | Natural Mahogany                     | 22 x 21 x 17        |              | 40         | 21           | 1       | 4.55          | \$2,540        |              |
| SCS-TCA  |                               | Dark Mahogany                        | 22 x 21 x 17        |              | 40         | 21           | 1       | 4.55          | \$2,590        |              |
| SCS-TCB  |                               | Black Lacquer                        | 22 x 21 x 17        |              | 40         | 21           | 1       | 4.55          | \$2,590        |              |
| SCS-TCX  |                               | Natural Maple                        | 22 x 21 x 17        |              | 40         | 21           | 1       | 4.55          | \$2,540        |              |
| SCS-COVTC  |                               | Cover                                |                     |              |            |              | 1       |               |                | \$620        |

## Solid Hardwood Lecterns - SILHOUETTE Series

| STYLE                                   | MODEL #        | DESCRIPTION   | SIZE<br>(W" x D" x H")  | QUICK<br>SHIP | WGHT<br>(LBS) | STORED<br>DEPTH | CTN<br>QTY | CTN<br>WGT<br>(LBS) | CTN<br>CUBE<br>(FT3) | -LIST PRICE- |
|---|----------------|---|---|---------------|---------------|-----------------|------------|---------------------|----------------------|--------------|
| <b>SILHOUETTE<br/>Modular<br/>Model</b> | SCS-TCFLSO     | Natural Oak   | 22 x 21 x 47  |               | 110           | 21.00           | 1          | 12.57               |                      | \$4,810      |
|   | SCS-TCFLSK     | Dark Oak  | 22 x 21 x 47  |               | 110           | 21.00           | 1          | 12.57               |                      | \$5,310      |
|   | SCS-TCFLSW     | Walnut  | 22 x 21 x 47  |               | 110           | 21.00           | 1          | 12.57               |                      | \$5,310      |
|   | SCS-TCFLSY     | Natural Cherry  | 22 x 21 x 47  |               | 110           | 21.00           | 1          | 12.57               |                      | \$5,260      |
|   | SCS-TCFLSR     | Dark Cherry   | 22 x 21 x 47  |               | 110           | 21.00           | 1          | 12.57               |                      | \$5,310      |
|   | SCS-TCFLSM     | Natural Mahogany  | 22 x 21 x 47  |               | 110           | 21.00           | 1          | 12.57               |                      | \$5,260      |
|   | SCS-TCFLSA     | Dark Mahogany   | 22 x 21 x 47  |               | 110           | 21.00           | 1          | 12.57               |                      | \$5,310      |
|   | SCS-TCFLSB     | Black Lacquer   | 22 x 21 x 47  |               | 110           | 21.00           | 1          | 12.57               |                      | \$5,310      |
|   | SCS-TCFLSX     | Natural Maple   | 22 x 21 x 47  |               | 110           | 21.00           | 1          | 12.57               |                      | \$5,260      |
|   | SCS-COVLC      | Cover   |   |               |               |                 | 1          |                     |                      | \$620        |
|   | <b>Options</b> | SCS-PC  | Solid state amplifier, speakers, and goose-neck mic for SCS-LC, SCS-TC, and SCS-TCFLS |               |               |                 |            | inst                |                      |              |
|   | SCS-EWTU-L     | Lavalier Wireless Mic System for SCS-PL, SCS-PC, SCS-PE |   |               |               |                 |            |                     |                      | \$1,960      |
|   | SCS-EWTU-H     | Handheld Wireless Mic System for SCS-PL, SCS-PC, SCS-PE |   |               |               |                 |            |                     |                      | \$1,960      |
|   | SCS-SC46       | Lavalier Mic Set With Cardioid Lapel Mic                |   |               |               |                 |            |                     |                      | \$420        |
|   | SCS-MK20       | Low Impedance Unidirectional Dynamic Mic                |   |               |               |                 |            |                     |                      | \$460        |
|   | SCS-MIC25      | 25' Mic Extension Cable                                 |   |               |               |                 |            |                     |                      | \$90         |
|   | SCS-GS         | Gooseneck Mic Arm Only                                  |   |               |               |                 | inst       |                     |                      | \$340        |
|   | SCS-GSM        | Gooseneck Mic Arm With Mic                              |   |               |               |                 | inst       |                     |                      | \$960        |
|   | SCS-200VAC     | 220 VAC. 50/60 Hz Power Supply                          |   |               |               |                 |            |                     |                      | \$940        |
|   | SCS-TMR        | Digital Clock/Timer                                     |   |               |               |                 |            |                     |                      | \$950        |
|   | SCS-WLOGO      | Laser Etched Wood Logo                                  |   |               |               |                 |            |                     |                      | \$890        |
|   | SCS-LOGO       | 6" X 18" Satin Brass Logo With Black Lettering          |   |               |               |                 |            |                     |                      | \$440        |

qs - Silhouette Ships within 3-5 days A.R.O.

inst - Factory installed




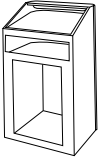
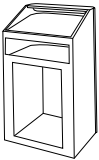
portable.<sup>™</sup>  
stackable.  
storable.

## Wood Veneered, Laminated and Carpeted Lecterns

**PLEASE SPECIFY**

|                       |   |
|-----------------------|---|
| <b>Veneer</b>         | Choice of Natural Oak, Dark Oak, Walnut, Natural Cherry, Dark Cherry, Natural Mahogany, Dark Mahogany, Natural Maple, Black Painted Oak, or Dark Cherry Stained Oak |
| <b>Laminate</b>       | Wide laminate choice available, contact Sales for more information  |
| <b>Carpet</b>         | Choice of Gunmetal Gray, Charcoal Gray, Navy, Brick, Hunter, Butternut, or Onyx   |
| <b>Order Quantity</b> | Minimum 1 each  |

- A variety of designs and finishes to fit almost any application
- Reading Light and Casters Standard on all models
- Lecterns can be built-to-order with options below

| STYLE   | MODEL #    | DESCRIPTION  | SIZE (W" x D" x H")  | QUICK SHIP | WGHT (LBS) | STORED DEPTH | CTN QTY | CTN WGT (LBS) | CTN CUBE (FT3) | -LIST PRICE- |
|---|------------|--|----------------------|------------|------------|--------------|---------|---------------|----------------|--------------|
|    | SCS-LT3    | Wood Veneer Floor Lectern  | 29.25 x 27.75 x 48.5 | qs         | 225        | 27.75        | 1       | 22.78         |                | \$7,660      |
|   | SCS-COVL3  | Cover  |                      |            |            |              | 1       |               |                | \$750        |
|    | SCS-RCV27  | 27" Wide Veneered Lectern  | 27 x 24 x 47         | qs         | 145        | 24           | 1       | 17.63         |                | \$5,160      |
|   | SCS-RCL27  | 27" Wide Laminate Lectern  | 27 x 24 x 47         | qs         | 145        | 24           | 1       | 17.63         |                | \$5,790      |
|   | SCS-RCC27  | 27" Wide Carpeted Lectern  | 27 x 24 x 47         | qs         | 145        | 24           | 1       | 17.63         |                | \$3,790      |
|   | SCS-RCV36  | 36" Wide Veneered Lectern  | 36 x 24 x 47         | qs         | 200        | 24           | 1       | 23.50         |                | \$6,290      |
|   | SCS-RCL36  | 36" Wide Laminate Lectern  | 36 x 24 x 47         | qs         | 200        | 24           | 1       | 23.50         |                | \$6,660      |
|   | SCS-RCC36  | 36" Wide Carpeted Lectern  | 36 x 24 x 47         | qs         | 200        | 24           | 1       | 23.50         |                | \$4,540      |
|   | SCS-HARC   | Electric Height Adjustment (36" only)  |                      |            |            |              |         |               |                |              |
|  | SCS-SCV27  | 27" Wide Veneered Lectern  | 27 x 24 x 47         | qs         | 90         | 24           | 1       | 17.63         |                | \$4,790      |
|   | SCS-SCL27  | 27" Wide Laminate Lectern  | 27 x 24 x 47         | qs         | 90         | 24           | 1       | 17.63         |                | \$5,290      |
|   | SCS-SCC27  | 27" Wide Carpeted Lectern  | 27 x 24 x 47         | qs         | 90         | 24           | 1       | 17.63         |                | \$3,540      |
|   | SCS-SCV36  | 36" Wide Veneered Lectern  | 36 x 24 x 47         | qs         | 135        | 24           | 1       | 23.50         |                | \$5,910      |
|   | SCS-SCL36  | 36" Wide Laminate Lectern  | 36 x 24 x 47         | qs         | 135        | 24           | 1       | 23.50         |                | \$6,790      |
|   | SCS-SCC36  | 36" Wide Carpeted Lectern  | 36 x 24 x 47         | qs         | 135        | 24           | 1       | 23.50         |                | \$4,290      |
| <b>Options</b>  | SCS-COV27R | Cover for 27 Inch Lecterns   |                      |            |            |              | 1       |               |                | \$710        |
|   | SCS-COV36R | Cover for 36 Inch Lecterns   |                      |            |            |              | 1       |               |                | \$740        |
|   | SCS-PE     | Solid state amplifier, speakers, and goose-neck mic for SCS-LE1, SCS-LT3, and SCS-RC |                      |            |            |              | inst    |               |                | \$3,810      |
|   | SCS-PL     | Solid state amplifier, speakers, and goose-neck mic for SCS-SC and SCS-CFL           |                      |            |            |              |         |               |                | \$1,980      |
|   | SCS-EWTU-L | Lavalier Wireless Mic System for SCS-PL, SCS-PC, SCS-PE                              |                      |            |            |              |         |               |                | \$1,960      |
|   | SCS-EWTU-H | Handheld Wireless Mic System for SCS-PL, SCS-PC, SCS-PE                              |                      |            |            |              |         |               |                | \$1,960      |
|   | SCS-SC46   | Lavalier Mic Set With Cardioid Lapel Mic   |                      |            |            |              |         |               |                | \$420        |
|   | SCS-MK20   | Low Impedance Unidirectional Dynamic Mic   |                      |            |            |              |         |               |                | \$460        |
|   | SCS-MIC25  | 25' Mic Extension Cable  |                      |            |            |              |         |               |                | \$90         |
|   | SCS-GS     | Gooseneck Mic Arm Only   |                      |            |            |              |         | inst          |                | \$340        |
|   | SCS-GSM    | Gooseneck Mic Arm With Mic   |                      |            |            |              |         | inst          |                | \$960        |



portable.™  
stackable.  
storable.

## Wood Veneered, Laminated and Carpeted Lecterns

| STYLE                        | MODEL #       | DESCRIPTION  | SIZE<br>(W" x D" x H") | QUICK<br>SHIP | WGHT<br>(LBS) | STORED<br>DEPTH | CTN<br>QTY | CTN<br>WGT<br>(LBS) | CTN<br>CUBE<br>(FT3) | -LIST PRICE- |
|------------------------------|---------------|--|------------------------|---------------|---------------|-----------------|------------|---------------------|----------------------|--------------|
| <b>Options<br/>Continued</b> | SCS-TMR       | Digital Clock/Timer  |                        |               |               |                 |            |                     |                      | \$950        |
|                              | SCS-LCDMNT    | Adjustable LCD Montior Mount                               |                        |               |               |                 |            |                     |                      | \$730        |
|                              | SCS-EAMNT     | Adjustable Extension Arm Montior Mount                     |                        |               |               |                 |            |                     |                      | \$1,150      |
|                              | SCS-CCB       | Cable Storage Well With Lid                                |                        |               |               |                 |            |                     |                      | \$400        |
|                              | SCS-CPO       | Cable Port Outlet  |                        |               |               |                 |            |                     |                      | \$260        |
|                              | SCS-DPLX      | Duplex Outlet (specify location)                           |                        |               |               |                 |            |                     |                      | \$400        |
|                              | SCS-EHD-RCSC  | Euro-Hinged Doors with Lock                                |                        |               |               |                 |            |                     |                      | \$1,050      |
|                              | SCS-PLDR      | Acrylic Doors with Lock                                    |                        |               |               |                 |            |                     |                      | \$1,700      |
|                              | SCS-MM        | Mic Mount Install Charge<br>(Customer to Supply Mount)     |                        |               |               |                 |            |                     |                      | \$290        |
|                              | SCS-CCO       | Custom Cut Out   |                        |               |               |                 |            |                     |                      | \$300        |
|                              | SCS-RM15      | 15 Space Rack Mount. SCS-RC Series and SCS-LT3 Only        |                        |               |               |                 |            |                     |                      | \$750        |
|                              | SCS-RKB13     | 13 Space Rack Box. SCS-SC Series Only                      |                        |               |               |                 |            |                     |                      | \$540        |
|                              | SCS-SHLF      | Adjustable Shelf with Standards                            |                        |               |               |                 |            |                     |                      | \$380        |
|                              | SCS-SHLFA     | Shelf Only   |                        |               |               |                 |            |                     |                      | \$180        |
|                              | SCS-KD        | Keyboard Drawer with Lock<br>(Standard Location in Center) |                        |               |               |                 |            |                     |                      | \$910        |
|                              | SCS-PSD       | Pullout Storage Drawer                                     |                        |               |               |                 |            |                     |                      | \$1,040      |
|                              | SCS-FDCS-RCSC | Folding Document Camera Shelf                              |                        |               |               |                 |            |                     |                      | \$830        |
|                              | SCS-WSFDS     | Folding Document Camera Shelf with Wooden Support Brace    |                        |               |               |                 |            |                     |                      | \$960        |
|                              | SCS-LPTFDS    | Folding Laptop Shelf                                       |                        |               |               |                 |            |                     |                      | \$790        |
|                              | SCS-PSLF      | Pullout Side Shelf (SCS-LT3 Only)                          |                        |               |               |                 |            |                     |                      | \$1,010      |
|                              | SCS-LL18      | 18" Littlite® with Dimmer                                  |                        |               |               |                 |            |                     |                      | \$380        |
|                              | SCS-WD        | Wiring Duct  |                        |               |               |                 |            |                     |                      | \$140        |
|                              | SCS-RFP       | Removable Front Access Panel.<br>SCS-RC Series Only        |                        |               |               |                 |            |                     |                      | \$840        |
|                              | SCS-200VAC    | 220 VAC. 50/60 Hz Power Supply                             |                        |               |               |                 |            |                     |                      | \$940        |
|                              | SCS-CSU       | Custom Stain Upcharge (Customer to Supply Sample)          |                        |               |               |                 |            |                     |                      | \$1,030      |
|                              | SCS-HLDR      | Acrylic User Manual Holder                                 |                        |               |               |                 |            |                     |                      | \$310        |
|                              | SCS-BCLK      | Black Lock   |                        |               |               |                 |            |                     |                      | \$40         |
|                              | SCS-CBLK      | Combination Lock   |                        |               |               |                 |            |                     |                      | \$150        |
|                              | SCS-WLOGO     | Laser Etched Wood Logo                                     |                        |               |               |                 |            |                     |                      | \$890        |
|                              | SCS-LOGO      | 6" X 18" Satin Brass Logo With Black Lettering             |                        |               |               |                 |            |                     |                      | \$440        |

qs - Magnus Ships within 3-4 weeks A.R.O.

qs - Radius Ships within 2-3 weeks A.R.O.

qs - Essential Ships within 2-3 weeks A.R.O.

inst - Factory installed



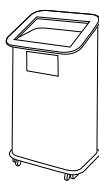
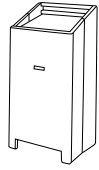
portable.<sup>™</sup>  
stackable.  
storable.

## Carpeted Lecterns

**PLEASE SPECIFY**

|                       |  |
|-----------------------|--|
| <b>Carpet</b>         | Choice of Gunmetal Gray, Charcoal Gray, Navy, Brick, Hunter, Butternut, Onyx |
| <b>Order Quantity</b> | Minimum 1 each   |

- Economy lecterns covered in scuff and stain resistant carpet
- Reading light and casters standard on SCS-CFL
- Casters standard on SCS-CML
- Lecterns can be built-to-order with options below

| STYLE   | MODEL #  | DESCRIPTION  | SIZE (W" x D" x H") | QUICK SHIP | WGHT (LBS) | STORED DEPTH | CTN QTY | CTN WGT (LBS) | CTN CUBE (FT3) | -LIST PRICE- |
|---|--|--|---------------------|------------|------------|--------------|---------|---------------|----------------|--------------|
| <b>Spectrum™<br/>Floor Model</b><br>             | SCS-CFLB   | Black Trim   | 26.5 x 24 x 48      | qs         | 70         | 24           | 1       |               | 17.67          | \$2,290      |
|   | SCS-CFLO   | Natural Oak Trim   | 26.5 x 24 x 48      | qs         | 70         | 24           | 1       |               | 17.67          | \$2,310      |
|   | SCS-CFLW   | Walnut Trim  | 26.5 x 24 x 48      | qs         | 70         | 24           | 1       |               | 17.67          | \$2,340      |
|   | SCS-COVCL  | Cover  |                     |            |            |              | 1       |               |                | \$650        |
|   | SCS-PL   | Solid state amplifier, speakers, and goose-neck mic for SCS-SC and SCS-CFL |                     |            |            |              |         |               |                | \$1,980      |
|   | SCS-EWTU-L   | Lavalier Wireless Mic System for SCS-PL, SCS-PC, SCS-PE                    |                     |            |            |              |         |               |                | \$1,960      |
|   | SCS-EWTU-H   | Handheld Wireless Mic System for SCS-PL, SCS-PC, SCS-PE                    |                     |            |            |              |         |               |                | \$1,960      |
|   | SCS-GS   | Gooseneck Mic Arm Only   |                     |            |            |              | inst    |               |                | \$340        |
|   | SCS-GSM  | Gooseneck Mic Arm With Mic   |                     |            |            |              | inst    |               |                | \$960        |
|   | SCS-200VAC   | 220 VAC. 50/60 Hz Power Supply   |                     |            |            |              |         |               |                | \$940        |
| SCS-TMR   | Digital Clock/Timer                                |  |                     |            |            |              |         |               | \$950          |              |
| SCS-RM10-CFL  | 10 Space Rack Mount For SCS-CFL                    |  |                     |            |            |              |         |               | \$880          |              |
| SCS-FDCS-CL   | Folding Accessory Shelf, 16"W X 12" D. for SCS-CFL |  |                     |            |            |              |         |               | \$870          |              |
| <b>Spectrum™<br/>Table Model</b>  | SCS-CTLB   | Black Trim   |                     |            |            |              | 1       |               |                | \$1,790      |
|   | SCS-CTLO   | Natural Oak Trim   |                     |            |            |              | 1       |               |                | \$1,810      |
|   | SCS-CTLW   | Walnut Trim  |                     |            |            |              | 1       |               |                | \$1,840      |
| <b>Spectrum™<br/>Modular Model</b>  | SCS-CMLB   | Black Trim   |                     |            |            |              | 1       |               |                | \$2,460      |
|   | SCS-CMLO   | Natural Oak Trim   |                     |            |            |              | 1       |               |                | \$2,490      |
|   | SCS-CMLW   | Walnut Trim  |                     |            |            |              | 1       |               |                | \$2,580      |
|   | SCS-COVCT  | Cover  |                     |            |            |              | 1       |               |                | \$490        |
| <b>New Dimensions™<br/>Folding Lectern</b><br> | SCS-FFL  | Folding Floor Lectern  | 24 x 17.75 x 48.25  | qs         | 36         | 4.5          | 1       |               | 1.11           | \$1,600      |
|   | SCS-RLF  | Reading Light for SCS-FFL, Installed                                       |                     |            |            |              |         |               |                | \$200        |
|   | SCS-MA4  | Telescopic Mic Arm For SCS-FFL   |                     |            |            |              |         |               |                | \$300        |

qs - Spectrum Ships within 2-4 days A.R.O.

qs - New Dimensions Ships within 2-5 days A.R.O.

inst - Factory installed



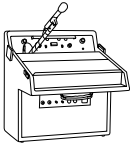
portable.™  
stackable.  
storable.

## Lecternette®

**PLEASE SPECIFY**

|                       |  |
|-----------------------|--|
| <b>Carpet</b>         | Choice of Gunmetal Gray, Charcoal Gray, Navy, Brick, Hunter, Butternut, Onyx |
| <b>Order Quantity</b> | Minimum 1 each   |

• Amplified, portable sound-reinforcement lecterns.

| STYLE  | MODEL #        | DESCRIPTION   | SIZE (W" x D" x H") | QUICK SHIP | WGHT (LBS) | STORED DEPTH | CTN QTY | CTN WGT (LBS) | CTN CUBE (FT3) | -LIST PRICE- |
|--|----------------|---|---------------------|------------|------------|--------------|---------|---------------|----------------|--------------|
| <b>Lecternette®</b><br> | SCS-R600       | Rental  | 18.75 x 10.25 x 20  |            | 33         | 10.25        | 1       |               | 2.22           | \$3,040      |
| <b>Options</b>   | SCS-AR62C-TH   | Amplifier System with Handheld Transmitter/Mic  |                     |            |            |              |         |               |                | \$4,500      |
|  | SCS-AR62C-TL   | Amplifier System with Lavalier Transmitter/Mic  |                     |            |            |              |         |               |                | \$4,500      |
|  | SCS-MWTV-L     | Lavalier Wireless Mic System for SCS-L46C   |                     |            |            |              |         |               |                | \$1,960      |
|  | SCS-MWTV-H     | Handheld Wireless Mic System for SCS-L46C   |                     |            |            |              |         |               |                | \$1,960      |
|  | SCS-MK20       | Low Impedance Unidirectional Dynamic Mic  |                     |            |            |              |         |               |                | \$460        |
|  | SCS-T332L      | Wireless Bodypack/Transmitter and Lavalier mic  |                     |            |            |              |         |               |                | \$620        |
|  | SCS-T331H      | Wireless Unidirectional Handheld mic/transmitter                                      |                     |            |            |              |         |               |                | \$620        |
|  | SCS-R211       | Single Channel receiver, AC operated, for use with SCS-T332L & SCS-T331H transmitters |                     |            |            |              |         |               |                | \$680        |
|  | SCS-R221       | Dual Channel Receiver, AC operated, for use with SCS-T332L & SCS-T331H transmitters   |                     |            |            |              |         |               |                | \$1,180      |
|  | SCS-M55L       | Replacement Unidirectional Lavalier Microphone  |                     |            |            |              |         |               |                | \$170        |
|  | SCS-EX503-CLIP | Replacement Mic Clip for SCS-M55L   |                     |            |            |              |         |               |                | \$60         |
|  | SCS-MIC25      | 25' Mic Extension Cable   |                     |            |            |              |         |               |                | \$90         |
|  | SCS-SC22       | Replacement Mic for SCS-L46C  |                     |            |            |              |         |               |                | \$440        |
|  | SCS-SC46       | Lavalier Mic Set With Cardioid Lapel Mic  |                     |            |            |              |         |               |                | \$420        |
|  | SCS-SC46W      | Miniature, Unidirectional Electret Condenser Lapel Mic                                |                     |            |            |              |         |               |                | \$410        |
|  | SCS-WSF22      | Replacement Windscreen for SC22   |                     |            |            |              |         |               |                | \$40         |
|  | SCS-1209       | Replacement Non-Rechargeable 6 Volt Battery   |                     |            |            |              |         |               |                | \$50         |
|  | SCS-RBP6       | Rechargeable Battery Pack for SCS-L46C  |                     |            |            |              |         |               |                | \$390        |
|  | SCS-BP8        | Battery Pack for SCS-L8C (Set of three)   |                     |            |            |              |         |               |                | \$100        |
|  | SCS-200VAC     | 220 VAC. 50/60 Hz Power Supply  |                     |            |            |              |         |               |                | \$940        |
|  | SCS-A08C       | Add on Speaker for SCS-L8C (each)   |                     |            |            |              |         |               |                | \$290        |
|  | SCS-TR45       | Tripod Stands for SCS-AO6C and SCS-R06 (pair)   |                     |            |            |              |         |               |                | \$650        |
|  | SCS-FS6C       | Carpeted Folding Stand for SCS-L46C, 4-4" Speakers                                    |                     |            |            |              |         |               |                | \$1,190      |
|  | SCS-AO6C       | Carpeted Add On® Speaker Set (Pair) For SCS-L46C                                      |                     |            |            |              |         |               |                | \$1,290      |
|  | SCS-RS6        | Carpeted Folding Stand for SCS-R600   |                     |            |            |              |         |               |                | \$1,190      |
|  | SCS-R06        | Carpeted Add On® Speaker Set (Pair) For SCS-R600                                      |                     |            |            |              |         |               |                | \$1,290      |
|  | SCS-TW50       | 50 ft. Speaker Extension Cables (Pair)  |                     |            |            |              |         |               |                | \$190        |






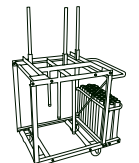
portable.<sup>™</sup>  
stackable.  
storable.

## Table Transport Systems - Rounds

**PLEASE SPECIFY**

|                       |   |
|-----------------------|---|
| <b>Caster Option</b>  | Choose from standard caster or optional casters (additional charges apply). |
| <b>Order Quantity</b> | Minimum 1   |

- Heavy duty angle or tubular steel frame
- Bolt fastened premium casters
- Black powder coat metal finish
- Packed 1 cart per carton

| PRODUCT IMAGE  | MOD #     | SPEC. NOTES | SIZE (W" x L" x H") | QUICK SHIP | WGHT (LBS) | SHIPPED DEPTH | CTN WGT (LBS) | CTN CUBE (FT3) | STANDARD CASTER   | CASTER OPTIONS   | MAX ITEM DIM | TO TRANSPORT   | CAP   | LIST PRICE |  |
|--|-----------|-------------|---------------------|------------|------------|---------------|---------------|----------------|---|--|--------------|--|---|------------|--|
|    | RTC       |             | 32.75 x 38.5 x 48   |            | 53         |               |               | 35.02          | 4" dia. x 1.25" W Duraform swivel   | 5" dia. x 1.25" W<br>6" dia. x 1.38" W (swivel)<br>6" dia. X 1.38" W (locking)                               | 72" Round    | 48", 60", 72" Round Tables<br>100 Series, Classic Series ABS & Laminate, Premiere Series<br><br>48", 60", 72" Round Tables<br>200 Series, PROFILE Series | Edge Stack<br>9 Tables<br><br>Edge Stack<br>12 Tables | \$930      |  |
|    | HD-RTC    |             | 32.75 x 38.5 x 50   |            | 56         |               |               | 36.48          | 5" dia. x 2" W high-density polypropylene plate caster - 2 rigid, 2 swivel phenolic | 5" dia. x 2" W high-density polypropylene plate caster<br>2 rigid, 2 swivel phenolic locking (add \$20 list) | 72" Round    | 48", 60", 72" Round Tables<br>100 Series, Classic Series ABS & Laminate, Premiere Series<br><br>48", 60", 72" Round Tables<br>200 Series, PROFILE Series | Edge Stack<br>9 Tables<br><br>Edge Stack<br>12 Tables | \$1,000    |  |
|   | HD-CCT30  | <i>asm</i>  | 32 x 36.5 x 72      |            | 200        | 32            | 290           | 48.67          | 5" dia. x 2" W - 4 swivel phenolic  | 6" dia. x 2" W (swivel)<br><br>6" dia. X 2" W (locking)  | 30" Round    | 30" Cocktail Tables  | 10 Tables, 20 Columns, and 10 Bases                   | \$1,440    |  |
|  | HD-CCT36  | <i>asm</i>  | 43 x 36.5 x 76      |            | 230        | 43            | 320           | 69.03          |   |  | 36" Round    | 36" Cocktail Tables  | 12 Tables, 24 Columns, and 12 Bases                   | \$1,700    |  |
| *Does not include tables   |           |             |                     |            |            |               |               |                |   |  |              |  |   |            |  |
|  | HD-REVCCT |             | 31 x 45 x 71.5      |            | 145        | 45            | 225           | 57.72          | 5" dia. x 2" W - 2 rigid, 2 swivel phenolic   |  | 36" Round    | Revolution IC Reception Tables<br>24-36"   | 20 Tables, 40 Columns, and 20 Bases                   | \$2,080    |  |

*asm - Cart ships knocked-down. Add \$200 for factory assembly.*



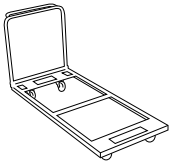
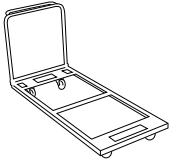

portable.<sup>™</sup>  
stackable.  
storable.

## Table Transport Systems - Rectangular

**PLEASE SPECIFY**

|                       |   |
|-----------------------|---|
| <b>Caster Option</b>  | Choose from standard caster or optional casters (additional charges apply). |
| <b>Order Quantity</b> | Minimum 1   |

- Heavy duty angle or tubular steel frame
- Bolt fastened premium casters
- Black powder coat metal finish
- Packed 1 cart per carton

| PRODUCT IMAGE  | MOD #       | SPEC. NOTES | SIZE (W" x L" x H") | QUICK SHIP | WGHT (LBS) | SHIPPED DEPTH | CTN WGT (LBS) | CTN CUBE (FT3)                              | STANDARD CASTER                             | CASTER OPTIONS        | MAX ITEM DIM  | TO TRANSPORT  | CAP                                      | LIST PRICE |
|--|-------------|-------------|---------------------|------------|------------|---------------|---------------|---|---|-----------------------|---------------|---|--|------------|
|    | HD-BTC72-4W |             | 31.5 x 74.5 x 38    |            | 96         |               |               | 51.61                                       | 5" dia. x 2" W – 2 rigid, 2 swivel phenolic |                       | 30" W x 96" L | 30x72 Banquet Tables                                      | Flat Stack 12 Tables                     | \$1,080    |
|  | HD-BTC72-6W |             |                     |            | 96         |               | 51.61         | 5" dia. x 2" W – 2 rigid, 4 swivel phenolic |   | 18x72 Training Tables |               | Flat Stack 12 Tables                                      | \$1,260                                  |            |
|   | HD-BTC96-4W |             | 31.5 x 105 x 38     |            | 104        |               |               | 72.73                                       | 5" dia. x 2" W – 2 rigid, 2 swivel phenolic |                       | 30" W x 96" L | 30x96 Banquet Tables                                      | Flat Stack 12 Tables                     | \$1,110    |
|  | HD-BTC96-6W |             |                     |            | 104        |               | 72.73         | 5" dia. x 2" W – 2 rigid, 4 swivel phenolic |   | 18x96 Training Tables |               | Flat Stack 12 Tables                                      | \$1,300                                  |            |
|  | HD-SUD      |             | 30 x 45 x 60.25     |            | 98         |               |               | 47.07                                       | 2 10" semi-pneumatic, 2 5" swivel           | n/a                   | 36" W x 96" L | 30x72/30x96 Banquet Tables<br>18x72/18x96 Training Tables | End Stack 8 Tables<br>End Stack 8 Tables | \$1,550    |

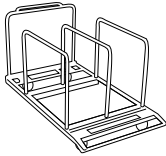

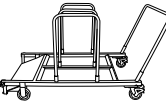


portable.<sup>™</sup>  
stackable.  
storable.

## Transport Systems - Multi-Purpose

| PLEASE SPECIFY        |   |
|-----------------------|---|
| <b>Caster Option</b>  | Choose from standard caster or optional casters (additional charges apply). |
| <b>Order Quantity</b> | Minimum 1   |

- Heavy duty angle or tubular steel frame
- Bolt fastened premium casters
- Black powder coat metal finish
- Packed 1 cart per carton

| PRODUCT IMAGE  | MOD #     | SPEC. NOTES | SIZE (W" x L" x H") | QUICK SHIP | WGHT (LBS) | SHIPPED DEPTH | CTN WGT (LBS) | CTN CUBE (FT3)                          | STANDARD CASTER                             | CASTER OPTIONS          | MAX ITEM DIM  | TO TRANSPORT  | CAP  | LIST PRICE |
|--|-----------|-------------|---------------------|------------|------------|---------------|---------------|---|---|-------------------------|---|---|--|------------|
|    | HD-APTC72 |             | 41.25 x 75 x 41     |            | 115        |               |               | 73.40                                   | 5" dia. x 2" W – 2 rigid, 2 swivel phenolic | 6" dia. x 2" W (swivel) | 48" W x 96" L   | 30x72 Banquet Tables<br>18x72 Training Tables<br>48", 60", 72" Round Tables 100 Series, Classic Series ABS & Laminate, Premiere Series<br>48", 60", 72" Round Tables 200 Series, PROFILE Series | Edge Stack 10 Tables<br>Flat Stack 20 Tables<br>Edge Stack 10 Tables<br>Edge Stack 14 Tables | \$1,430    |
|    | HD-APTC96 |             | 41.25 x 99 x 41     |            | 130        |               | 96.89         | 6" dia. x 2" W (locking)                |   | 48" W x 96" L           |   | 30x96 Banquet Tables<br>18x96 Training Tables   | Edge Stack 10 Tables<br>Flat Stack 20 Tables   | \$1,500    |
|  | DX-RTC10  |             | 42 x 76 x 53        |            | 110        |               | 97.90         | 6" Flexon, 2 rigid, 2 swivel, 2 locking | n/a   | 18" W x 96" L           | 18x72/18x96 Training Tables<br>48", 60", 72" Round Tables 100 Series, Classic Series ABS & Laminate, Premiere Series<br>48", 60", 72" Round Tables 200 Series, PROFILE Series | Flat Stack 20 Tables<br>Edge Stack 10 Tables<br>Edge Stack 14 Tables  | \$1,840  |            |




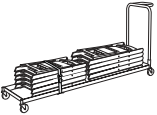


portable.<sup>™</sup>  
stackable.  
storable.

## Transport Systems - Folding Chairs

**PLEASE SPECIFY**

|                       |   |
|-----------------------|---|
| <b>Caster Option</b>  | Choose from standard caster or optional casters (additional charges apply). |
| <b>Order Quantity</b> | Minimum 1   |

- Heavy duty angle or tubular steel frame
- Bolt fastened premium casters
- Black powder coat metal finish
- Packed 1 cart per carton

| PRODUCT IMAGE  | MOD #       | SPEC. NOTES | SIZE (W" x L" x H") | QUICK SHIP | WGHT (LBS) | SHIPPED DEPTH | CTN WGT (LBS) | CTN CUBE (FT3) | STANDARD CASTER                | CASTER OPTIONS | MAX ITEM DIM       | TO TRANSPORT               | CAP                     | LIST PRICE |
|--|-------------|-------------|---------------------|------------|------------|---------------|---------------|----------------|--------------------------------|----------------|--------------------|----------------------------|-------------------------|------------|
|    | PCC-100     |             | 20 x 46 x 40        |            | 29         |               |               | 21.30          | 4" x 1.25" - 2 rigid, 2 swivel | 5" dia. x 2" W | 42.5" L x 17.75" W | C440 / C450<br>C600 / C650 | 25 Chairs<br>50 Chairs  | \$590      |
|    | PCC-200     |             | 20 x 90 x 40        |            | 50         |               |               | 41.67          | 4" x 1.25" - 2 rigid, 2 swivel | 5" dia. x 2" W | 42.5" L x 17.75" W | C440 / C450<br>C600 / C650 | 50 Chairs<br>100 Chairs | \$650      |
|   | PCC-Comfort |             |                     |            |            |               |               |                |                                |                |                    | C600W                      | 50 Chairs               | \$590      |
|  | C600-COVER  |             | 20 x 40 x 53        |            | 6          |               |               | 24.54          | n/a                            | n/a            | n/a                | C600                       | 50 Chairs               | 160.00     |
|  | C450-COVER  |             |                     |            | 5          |               |               |                | n/a                            | n/a            | n/a                | C440 / C450                | 25 Chairs               | 160.00     |


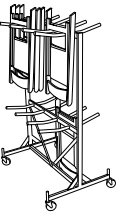
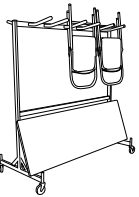


portable.<sup>™</sup>  
stackable.  
storable.

## Transport Systems - Folding Chairs

|                       |   |
|-----------------------|---|
| <b>PLEASE SPECIFY</b> |   |
| <b>Caster Option</b>  | Choose from standard caster or optional casters (additional charges apply). |
| <b>Order Quantity</b> | Minimum 1   |

- Heavy duty angle or tubular steel frame
- Bolt fastened premium casters
- Black powder coat metal finish
- Packed 1 cart per carton

| PRODUCT IMAGE  | MOD #       | SPEC. NOTES | SIZE (W" x L" x H") | QUICK SHIP | WGHT (LBS) | SHIPPED DEPTH | CTN WGT (LBS)       | CTN CUBE (FT3)                                 | STANDARD CASTER | CASTER OPTIONS  | MAX ITEM DIM            | TO TRANSPORT                        | CAP                                 | LIST PRICE |
|--|-------------|-------------|---------------------|------------|------------|---------------|---------------------|--|-----------------|---|-------------------------|-------------------------------------|-------------------------------------|------------|
|    | CC60        |             | 21 x 62 x 39        |            | 55         |               |                     | 29.39  | 4" x 1.25"      | 5" dia. x 2" W<br>6" dia. x 2" W (swivel)<br>6" dia. X 2" W (locking) | 19 3/8" W (12" Minimum) | C600 / C650<br>C700<br>C440 / C450  | 48 Chairs<br>17 Chairs<br>26 Chairs | \$700      |
|  | CC72        |             | 21 x 74 x 39        |            | 65         |               | 35.07               | C600 / C650<br>C700<br>C440 / C450             |                 |   |                         | 60 Chairs<br>20 Chairs<br>32 Chairs | \$730                               |            |
|  | CC84        |             | 21 x 86 x 39        |            | 75         |               | 40.76               | C600 / C650<br>C700<br>C440 / C450             |                 |   |                         | 72 Chairs<br>24 Chairs<br>37 Chairs | \$750                               |            |
|  | CC96        |             | 21 x 98 x 39        |            | 80         |               | 46.45               | C600 / C650<br>C700<br>C440 / C450             |                 |   |                         | 84 Chairs<br>27 Chairs<br>42 Chairs | \$780                               |            |
|   | HD-CTC48W   |             | 32 x 45 x 70        |            | 90         |               |                     | 58.33  | 4" x 1.25"      | n/a   | n/a                     | C440 / C450                         | 48 Chairs                           | \$1,280    |
|  | HD-CTC72W   |             | 32 x 66 x 70        |            | 100        |               | 85.56               | C440 / C450                                    |                 |   |                         | 72 Chairs                           | \$1,310                             |            |
|  | HD-CTC56M   |             | 32 x 45 x 73.5      |            | 90         |               | 61.25               | C600   |                 |   |                         | 56 Chairs                           | \$1,250                             |            |
|  | HD-CTC84M   |             | 32 x 66 x 73.5      |            | 100        |               | 89.83               | C600   |                 |   |                         | 84 Chairs                           | \$1,330                             |            |
|  | HD-MPCTC36W |             | 32 x 66 x 70        |            | 95         |               |                     | 85.56  | 4" x 1.25"      | n/a   | n/a                     | C440 / C450                         | 36 Chairs<br>6 Tables               | \$1,310    |
|  | HD-MPCTC42M |             |                     | 100        |            | 85.56         | C600 / C650<br>C700 | 42 Chairs<br>6 Tables<br>30 Chairs<br>6 Tables |                 |   |                         | \$1,350                             |                                     |            |



portable.<sup>™</sup>  
stackable.  
storable.

## Transport Systems - Folding Chairs

|                       |   |
|-----------------------|---|
| <b>PLEASE SPECIFY</b> |   |
| <b>Caster Option</b>  | Choose from standard caster or optional casters (additional charges apply). |
| <b>Order Quantity</b> | Minimum 1   |

- Heavy duty angle or tubular steel frame
- Bolt fastened premium casters
- Black powder coat metal finish
- Packed 1 cart per carton

| PRODUCT IMAGE | MOD #            | SPEC. NOTES | SIZE (W" x L" x H") | QUICK SHIP | WGHT (LBS) | SHIPPED DEPTH | CTN WGT (LBS) | CTN CUBE (FT3) | STANDARD CASTER    | CASTER OPTIONS     | MAX ITEM DIM | TO TRANSPORT   | CAP   | LIST PRICE |
|---------------|------------------|-------------|---------------------|------------|------------|---------------|---------------|----------------|--------------------|--------------------|--------------|--|---|------------|
|               | HD-PME           |             | 29 x 32 x 61        |            | 56         |               |               | 32.76          | 8" semi-pneumatic  | n/a                | n/a          | C450 Pallet<br>C600 Pallet<br>C650 Pallet                  | 25 C440 / C450 Chairs<br>50 C600 Chairs<br>50 C650 Chairs | \$760      |
|               | HD-PMD           |             | 29.5 x 41 x 64      |            | 68         |               |               | 44.80          | 10" semi-pneumatic | n/a                | n/a          | C450 Pallet<br>C600 Pallet<br>C650 Pallet                  | 25 C440 / C450 Chairs<br>50 C600 Chairs<br>50 C650 Chairs | \$1,050    |
|               | HD-ATC           | <i>pt</i>   |                     |            |            |               |               |                | n/a                | 10" solid urethane | n/a          | C600 / C650 (grass)<br>C600 / C650 (cement)<br>C440 / C450 | 40 Chairs<br>50 Chairs<br>25 Chairs                       | \$1,430    |
|               | C600-Pallet      |             |                     |            | 4          |               |               |                | n/a                | n/a                | n/a          | C600   | 50 Chairs   | \$120      |
|               | C600W-Pallet     |             |                     |            | 4          |               |               |                | n/a                | n/a                | n/a          | C600W  | 50 Chairs   | \$160      |
|               | C650-Pallet      |             |                     |            | 4          |               |               |                | n/a                | n/a                | n/a          | C650   | 50 Chairs   | \$120      |
|               | C450-Pallet      |             | 17.5 x 36 x         |            | 4          |               |               |                | n/a                | n/a                | n/a          | C440 / C450  | 25 Chairs   | \$160      |
|               | C450-Pallet-ATC  |             |                     |            | 4          |               |               |                | n/a                | n/a                | n/a          | C440 / C450  | 25 Chairs   | \$65       |
|               | C600-COVER       |             | 20 x 40 x 53        |            | 6          |               |               | 24.54          | n/a                | n/a                | n/a          | C600   | 50 Chairs   | \$160.00   |
|               | C450-COVER       |             |                     |            | 5          |               |               |                | n/a                | n/a                | n/a          | C440 / C450  | 25 Chairs   | \$160.00   |
|               | HD-RATCHET STRAP |             |                     |            |            |               |               |                |                    |                    |              |  |   | \$65.00    |

*pt - When ordering pallet to transport C440/450 Wedding Classic Chairs, order C450-Pallet-ATC*





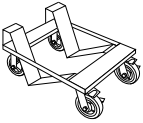
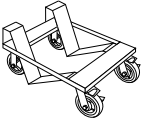
portable.<sup>™</sup>  
stackable.  
storable.

## Transport Systems - Stacking Chairs

**PLEASE SPECIFY**

|                       |   |
|-----------------------|---|
| <b>Caster Option</b>  | Choose from standard caster or optional casters (additional charges apply). |
| <b>Order Quantity</b> | Minimum 1   |

- Heavy duty angle or tubular steel frame
- Bolt fastened premium casters
- Black powder coat metal finish
- Packed 1 cart per carton

| PRODUCT IMAGE  | MOD #     | SPEC. NOTES | SIZE (W" x L" x H")  | QUICK SHIP | WGHT (LBS) | SHIPPED DEPTH | CTN WGT (LBS) | CTN CUBE (FT3) | STANDARD CASTER   | CASTER OPTIONS | MAX ITEM DIM | TO TRANSPORT   | CAP                    | LIST PRICE |
|--|-----------|-------------|----------------------|------------|------------|---------------|---------------|----------------|---|----------------|--------------|--|------------------------|------------|
|   | HD-BCD-2W |             | 22 x 27 x 50         |            | 32         |               |               | 17.19          | 8" x 2" semi-pneumatic                                      | n/a            | n/a          | Banquet Chairs   | 10 chairs              | \$890      |
|    | HD-BCD-4W |             | 22 x 53 x 52.5       |            | 50         |               |               | 35.43          | 8" x 2" semi-pneumatic                                      | n/a            | n/a          | Banquet Chairs   | 10 chairs              | \$1,150    |
|   | HD-SSD    |             | 19.5 x 25.5 x 14.375 |            | 50         |               |               | 4.14           | Rubber tread<br>6" x 1.5";<br>two (2) locking, (2)<br>fixed | n/a            | n/a          | PC500<br>PC501   | 30 Chairs<br>25 Chairs | \$640      |
|  | HD-404SD  |             | 20 x 20.5 x          |            | 41         |               |               |                |   | n/a            | n/a          | 404 Metal / Demi-Glaze /<br>Wood<br>404 Fabric / Leather | 40 Chairs<br>25 Chairs | \$690      |

er - Ever-Roll Wheels Standard. Not for use on sand or gravel. Do not be leave parked for prolonged periods bearing weight greater than 50% of their rated capacity.




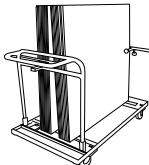
portable.™  
stackable.  
storable.

## Transport Systems - Portable Dance Floor

**PLEASE SPECIFY**

|                       |   |
|-----------------------|---|
| <b>Caster Option</b>  | Choose from standard caster or optional casters (additional charges apply). |
| <b>Order Quantity</b> | Minimum 1   |

- Heavy duty angle or tubular steel frame
- Bolt fastened premium casters
- Black powder coat metal finish
- Packed 1 cart per carton

| PRODUCT IMAGE   | MOD #        | SPEC. NOTES | SIZE (W" x L" x H") | QUICK SHIP | WGHT (LBS) | SHIPPED DEPTH | CTN WGT (LBS) | CTN CUBE (FT3) | STANDARD CASTER | CASTER OPTIONS | MAX ITEM DIM | TO TRANSPORT                            | CAP                                       | LIST PRICE |
|---|--------------|-------------|---------------------|------------|------------|---------------|---------------|----------------|-----------------|----------------|--------------|---|---|------------|
|   | HD-DFC       |             | 33.75 x 54 x 42     |            | 73         |               |               | 44.30          | 5"              | 6"             | 3' x 4'      | EventXpress Dance Floor panels and trim | Holds up to 24 panels plus 24 trim pieces | \$1,160    |
|  | HD-DFC-4X4RV |             | 32 x 64 x 38        |            | 145        |               |               | 45.04          | 6"              | n/a            | 4' x 4'      | Revolution Dance Floor panels and trim  | Holds up to 32 panels plus 32 trim pieces | \$1,560    |



portable.™  
stackable.  
storable.

## Table & Chair Replacement Parts

**PLEASE SPECIFY**

**Order Quantity** Varies by item, contact us for details

- Folding Legs
- Cocktail Table Parts
- Table Runners
- Table Tops
- Miscellaneous

| STYLE  | MODEL #           | DESCRIPTION  | SIZE<br>(W" x D" x H") | QCK<br>SHIP | WGHT<br>(LBS) | STORED<br>DEPTH | CTN<br>QTY | CTN<br>WGT<br>(LBS) | CTN<br>CUBE<br>(FT3) | -LIST PRICE- |
|--|-------------------|--|------------------------|-------------|---------------|-----------------|------------|---------------------|----------------------|--------------|
| <b>Gravity-Lock<br/>Table Legs</b><br>(Legs for one<br>table,<br>plus hardware,<br>end caps) | 335-060           | 30" Wide Plywood<br>Table/"Wishbone" - Gravity Lock        | 1 x 30 x 29.25         |             | 12.12         | 3               | 2          | 14                  | 1.52                 | \$83         |
|  | 335-104           | 30" Wide Plywood Table<br>Adjustable (23"-35")             | 1 x 24 x 22.25         |             | 14.64         | 2.5             | 2          | 16                  | 0.77                 | \$113        |
|  | 335-111           | 30" Wide Plywood Children's<br>Adjustable (21.5"-33.5")    | 1 x 24 x 20.75         |             | 14.68         | 2.5             | 2          | 16                  | 0.72                 | \$138        |
|  | 335-109           | 3/4' dia. Round Plywood<br>Table/"Wishbone" - Gravity Lock | 1 x 30 x 29.25         |             | 12.96         | 3               | 2          | 15                  | 1.52                 | \$90         |
|  | 335-069           | 5' dia. Round Plywood<br>Table/"Wishbone" - Gravity Lock   | 1 x 30 x 29.25         |             | 15.64         | 3               | 2          | 18                  | 1.52                 | \$113        |
|  | 335-110-BM        | 5' dia. Round Plywood Table<br>Non-Sequential              |                        |             |               |                 |            |                     |                      | \$113        |
|  | 335-070           | 6' dia. Round Plywood<br>Table/"Wishbone" - Gravity Lock   | 1 x 36 x 29.25         |             | 16.42         | 3               | 2          | 19                  | 1.83                 | \$125        |
|  | 335-071           | 18" Wide Plywood Table/"H" Type<br>- Gravity Lock          | 1 x 13 x 29.25         |             | 11.76         | 2               | 2          | 14                  | 0.44                 | \$80         |
|  | 335-006           | 24" Wide Plywood Table/"Narrow<br>Wishbone" - Gravity Lock | 1 x 18 x 29.25         |             | 11.00         | 2               | 2          | 13                  | 0.61                 | \$80         |
| <b>Pedestal<br/>(Cocktail)<br/>Table Parts</b>   | 225-289           | Adjustable Height Chrome-Plated<br>Pedestal Column         | 1.75 dia x 27.25       |             | 3.94          | 1.75            | 1          |                     | 0.05                 | \$113        |
|  | 225-282           | 17.25" Chrome-Plated Column<br>(20" high table)            | 1.75 dia x 17.25       |             | 1.58          | 1.75            | 1          |                     | 0.03                 | \$38         |
|  | 225-272           | 27.25" Chrome-Plated Column<br>(30" high table)            | 1.75 dia x 27.25       |             | 2.40          | 1.75            | 1          |                     | 0.05                 | \$44         |
|  | 225-273           | 39.125" Chrome-Plated Column<br>(42" high table)           | 1.75 dia x 39.125      |             | 3.42          | 1.75            | 1          |                     | 0.07                 | \$63         |
|  | 225-272-BL        | 27.25" Black Column<br>(30" high table)                    | 1.75 dia x 27.25       |             | 2.40          | 1.75            | 1          |                     | 0.05                 | \$56         |
|  | 225-273-BL        | 39.125" Black Column<br>(42" high table)                   | 1.75 dia x 39.125      |             | 3.42          | 1.75            | 1          |                     | 0.07                 | \$75         |
|  | 225-282-IC        | 17.25" Chrome-Plated IC Column<br>(20" high table)         | 1.75 dia x 17.25       |             |               | 1.75            | 1          |                     | 0.03                 | \$53         |
|  | 225-272-IC        | 27.25" Chrome-Plated IC Column<br>(30" high table)         | 1.75 dia x 27.25       |             |               | 1.75            | 1          |                     | 0.05                 | \$59         |
|  | 225-273-IC        | 39.125" Chrome-Plated IC<br>Column (42" high table)        | 1.75 dia x 39.125      |             |               | 1.75            | 1          |                     | 0.07                 | \$78         |
|  | 225-272-BL-<br>IC | 27.25" Black IC Column<br>(30" high table)                 | 1.75 dia x 27.25       |             |               | 1.75            | 1          |                     | 0.05                 | \$71         |
|  | 225-273-BL-<br>IC | 39.125" Black IC Column<br>(42" high table)                | 1.75 dia x 39.125      |             |               | 1.75            | 1          |                     | 0.07                 | \$90         |
|  | 225-275           | 24" Dia. Brushed Aluminum Base<br>(24" & 30" dia.)         | 19.8 x 19.8 x 3.625    |             | 2.24          | 3.625           | 1          |                     | 0.15                 | \$75         |
|  | 225-276           | 28" Dia. Brushed Aluminum Base<br>(36" dia.)               | 17.7 x 17.7 x 3.625    |             | 3.46          | 3.63            | 1          |                     | 0.13                 | \$88         |
|  | 225-275-BL        | 24" Dia. Black Base<br>(24" & 30" dia.)                    | 19.8 x 19.8 x 3.625    |             | 2.24          | 3.625           | 1          |                     | 0.15                 | \$88         |
|  | 225-276-BL        | 28" Dia. Black Base (36" dia.)                             | 17.7 x 17.7 x 3.625    |             | 3.46          | 3.625           | 1          |                     | 0.13                 | \$100        |
|  | 225-293-CH        | Trumpet Base - Chrome                                      | 23 x 23 x 4.75         |             | 7.22          | 4.75            | 1          |                     | 0.30                 | \$225        |
|  | 225-293-BL        | Trumpet Base - Black                                       | 23 x 23 x 4.75         |             | 7.22          | 4.75            | 1          |                     | 0.30                 | \$225        |
|  | 225-271           | Aluminum K-Plate (coupling<br>under table for column)      | 2.5 x 8 x 8            |             | 0.30          | 2.5             | 1          |                     | 0.09                 | \$25         |
|  | 225-274           | Replacement feet - black plastic<br>glides (50/bag)        | 1.5 x 6 x 6            |             | 0.36          | 1.5             | 50         |                     | 0.03                 | \$100        |
|  | 225-290           | Replacement feet - steel glides<br>(50/bag)                | 1.5 x 6 x 6            |             | 1.28          | 1.5             | 50         | 1                   | 0.03                 | \$100        |



portable.<sup>™</sup>  
stackable.  
storable.

## Table & Chair Replacement Parts

| STYLE  | MODEL #            | DESCRIPTION  | SIZE<br>(W" x D" x H") | QCK<br>SHIP | WGHT<br>(LBS) | STORED<br>DEPTH | CTN<br>QTY | CTN<br>WGT<br>(LBS) | CTN<br>CUBE<br>(FT3) | -LIST PRICE- |
|--|--------------------|--|------------------------|-------------|---------------|-----------------|------------|---------------------|----------------------|--------------|
| <b>Table Tops</b><br><small>(Price for top only, with Aluminum edge, no runners or legs)</small> | THO3096            | 8' x 30"   | 30 x 96 x 0.625        |             | 24.00         | 0.625           |            |                     | 1.04                 | \$156        |
|  | THO3072            | 6' x 30"   | 30 x 72 x 0.625        |             | 18.00         | 0.625           |            |                     | 0.78                 | \$156        |
|  | THORD24DI          | 24" dia. Round   | 24 dia x 0.625         |             | 4.80          | 0.625           |            |                     | 0.21                 | \$101        |
|  | THORD30DI          | 30" dia. Round   | 30 dia x 0.625         |             | 7.50          | 0.625           |            |                     | 0.33                 | \$131        |
|  | THORD36DI          | 36" dia. Round   | 36 dia x 0.625         |             | 10.80         | 0.625           |            |                     | 0.47                 | \$144        |
|  | THORD48DI          | 48" dia. Round   | 48 dia x 0.625         |             | 19.20         | 0.625           |            |                     | 0.83                 | \$99         |
|  | THORD60DI          | 60" dia. Round   | 60 dia x 0.625         |             | 42.00         | 0.625           |            |                     | 1.30                 | \$99         |
|  | THORD72DI          | 72" dia. Round   | 72 dia x 0.75          |             | 64.80         | 0.75            |            |                     | 2.25                 | \$99         |
| <b>Table Runners</b><br><small>(200 Series)</small>  | 340-300            | 8 ft. Banquet  | 0.9375 x 1.625 x 93    |             |               | 1               |            |                     |                      | \$25         |
|  | 340-305            | 6 ft. Banquet  | 0.9375 x 1.625 x 72    |             |               | 1               |            |                     |                      | \$23         |
|  | 340-330            | 3 ft. dia. Round   | 0.9375 x 2.5 x 13      |             |               | 1               |            |                     |                      | \$15         |
|  | 340-320            | 4 ft. dia. Round   | 0.9375 x 2.5 x 35      |             |               | 1               |            |                     |                      | \$18         |
|  | 340-315            | 5 ft. dia. Round   | 0.9375 x 2.5 x 46      |             |               | 1               |            |                     |                      | \$25         |
|  | 340-310            | 6 ft. dia. Round   | 0.9375 x 2.5 x 54      |             |               | 1               |            |                     |                      | \$30         |
| <b>Misc Table Parts</b>  | 225-130            | Roll pins (100/box)  |                        |             |               |                 |            |                     |                      | \$38         |
|  | 225-090            | Table leg end caps (100/box)                                 |                        |             |               |                 |            |                     |                      | \$75         |
|  | 225-100            | Runner bolts (100/box)                                       |                        |             |               |                 |            |                     |                      | \$75         |
|  | 225-095            | Leg bolts (100/box)  |                        |             |               |                 |            |                     |                      | \$75         |
|  | 225-105            | Round Runner bolts (100/box)                                 |                        |             |               |                 |            |                     |                      | \$75         |
|  | 225-120            | Nuts for Table Bolts (100/box)                               |                        |             |               |                 |            |                     |                      | \$14         |
|  | 225-102            | Non-Locking Caster Boot (single boot)                        |                        |             |               |                 |            |                     |                      | \$45         |
|  | 225-103            | Locking Caster Boot (single boot)                            |                        |             |               |                 |            |                     |                      | \$48         |
|  | 335-SQFEET         | Premiere Series Leg Feet (50/box)                            |                        |             |               |                 |            |                     |                      | \$32         |
| <b>Misc Chair Parts</b>  | C450-PAD           | Wedding Classic Replacement Seat Pad (25/box)                | 14 x 13 x 1            |             |               | 1.00            | 25         |                     |                      | \$400        |
|  | PC-FT-Steel        | PremierComfort Banquet Chair Feet - Stainless Steel (48/bag) |                        |             |               |                 | 48         |                     |                      | \$125        |
|  | A6-CAPS            | A6 Chair Feet (100/bag)                                      |                        |             |               |                 | 100        |                     |                      | \$63         |
|  | C600-BACK          | C600 Chair Backs (10/bag)                                    |                        |             |               |                 | 10         |                     |                      | \$98         |
|  | C600-CAPS          | C600 Chair Feet (100/bag)                                    |                        |             |               |                 | 100        |                     |                      | \$63         |
|  | C600-CLIP          | C600 Ganging Clip (50/bag)                                   |                        |             |               |                 | 50         |                     |                      | \$106        |
|  | C650-CLIP          | C650 Ganging Clip (50/bag)                                   |                        |             |               |                 | 50         |                     |                      | \$106        |
|  | C700-PAD           | C700 Seat Pad (10/box)                                       |                        |             |               |                 | 10         |                     |                      | \$200        |
|  | C700-CAPS          | C700 Chair Feet (48/bag)                                     |                        |             |               |                 | 48         |                     |                      | \$50         |
|  | C5000-FEET         | Replacement Chair Feet (bag of 100)                          |                        |             |               |                 | 100        |                     |                      | \$52         |
|  | C5000-SPLUG        | Replacement Saddle Plugs (bag of 100)                        |                        |             |               |                 | 100        |                     |                      | \$52         |
|  | K300-WHCAPS        | K300 Chair Feet (48/bag)                                     |                        |             |               |                 | 48         |                     |                      | \$120        |
|  | 404PGLIDE          | Extra 40/4 Chair Plastic Glides (one chair)                  |                        |             |               |                 | 20         |                     |                      | \$125        |
|  | 404NM-GLIDE        | Extra 40/4 Chair Non-Marring Felt Glides (one chair)         |                        |             |               |                 | 20         |                     |                      | \$265        |
|  | PC-P-BL-BK         | PC500 Perforated Chair Back (box of 8)                       |                        |             |               |                 |            |                     |                      | \$100        |
|  | PC-PAD-SEAT-V39820 | PC501 Padded Seat (box of 8)                                 |                        |             |               |                 |            |                     |                      | \$200        |
|  | PC-GANG-T          | PC500/501 Chair Ganging Clips (Box of 100)                   |                        |             |               |                 | 100        |                     |                      | \$80         |
|  | PC-FT-T            | PC500/501 Replacement Translucent Feet (box of 100)          |                        |             |               |                 | 100        |                     |                      | \$155        |
|  | PC-SPACER-SHORT    | PC501 Replacement Short Spacer (box of 100)                  |                        |             |               |                 | 100        |                     |                      | \$55         |
|  | PC-SPACER-LONG     | PC501 Replacement Long Spacer (box of 100)                   |                        |             |               |                 | 100        |                     |                      | \$80         |



**Notice – The following are protected trademarks of PS Furniture® and include U.S. registered marks:**

PremierComfort®, Revolution®, EventXpress™, Flex-Stool®, RustGuard™, Premiere Series™, Classic Series®, Wedding Classic™, Comfort Chair™, POLYlite®, POLYbrite®, portable. stackable. storable.™, MAXX Edge®, The Hygienic Difference™, Rollers™, Zero-Lift Portability™, Executive™, Silhouette™, Radius™, Essential™, Magnus™, Resilient Furniture®, Reception Tables™



**800-762-0415**

Fax 859-266-3473

[psfurniture.com](http://psfurniture.com)

portable. stackable. storable.